

TASI Lectures: Introduction to Cosmology

Mark Trodden¹ and Sean M. Carroll²

¹Department of Physics
Syracuse University
Syracuse, NY 13244-1130, USA

²Enrico Fermi Institute, Department of Physics,
and Center for Cosmological Physics
University of Chicago
5640 S. Ellis Avenue, Chicago, IL 60637, USA

January 27, 2004

Abstract

These proceedings summarize lectures that were delivered as part of the 2002 and 2003 Theoretical Advanced Study Institutes in elementary particle physics (TASI) at the University of Colorado at Boulder. They are intended to provide a pedagogical introduction to cosmology aimed at advanced graduate students in particle physics and string theory.

SU-GP-04/1-1

Contents

1	Introduction	4
2	Fundamentals of the Standard Cosmology	4
2.1	Homogeneity and Isotropy: The Robertson-Walker Metric	4
2.2	Dynamics: The Friedmann Equations	8
2.3	Flat Universes	11
2.4	Including Curvature	12
2.5	Horizons	13
2.6	Geometry, Destiny and Dark Energy	15
3	Our Universe Today and Dark Energy	16
3.1	Matter: Ordinary and Dark	16
3.2	Supernovae and the Accelerating Universe	19
3.3	The Cosmic Microwave Background	21
3.4	The Cosmological Constant Problem(s)	26
3.5	Dark Energy, or Worse?	30
4	Early Times in the Standard Cosmology	35
4.1	Describing Matter	35
4.2	Particles in Equilibrium	36
4.3	Thermal Relics	40
4.4	Vacuum displacement	42
4.5	Primordial Nucleosynthesis	43
4.6	Finite Temperature Phase Transitions	45
4.7	Topological Defects	47
4.8	Baryogenesis	53
4.9	Baryon Number Violation	54
4.9.1	B -violation in Grand Unified Theories	54
4.9.2	B -violation in the Electroweak theory.	55
4.9.3	CP violation	56
4.9.4	Departure from Thermal Equilibrium	57
4.9.5	Baryogenesis via leptogenesis	58
4.9.6	Affleck-Dine Baryogenesis	58
5	Inflation	59
5.1	The Flatness Problem	59
5.2	The Horizon Problem	60
5.3	Unwanted Relics	62
5.4	The General Idea of Inflation	63
5.5	Slowly-Rolling Scalar Fields	63
5.6	Attractor Solutions in Inflation	65

5.7	Solving the Problems of the Standard Cosmology	66
5.8	Vacuum Fluctuations and Perturbations	67
5.9	Reheating and Preheating	69
5.10	The Beginnings of Inflation	70

1 Introduction

The last decade has seen an explosive increase in both the volume and the accuracy of data obtained from cosmological observations. The number of techniques available to probe and cross-check these data has similarly proliferated in recent years.

Theoretical cosmologists have not been slouches during this time, either. However, it is fair to say that we have not made comparable progress in connecting the wonderful ideas we have to explain the early universe to concrete fundamental physics models. One of our hopes in these lectures is to encourage the dialogue between cosmology, particle physics, and string theory that will be needed to develop such a connection.

In this paper, we have combined material from two sets of TASI lectures (given by SMC in 2002 and MT in 2003). We have taken the opportunity to add more detail than was originally presented, as well as to include some topics that were originally excluded for reasons of time. Our intent is to provide a concise introduction to the basics of modern cosmology as given by the standard “ Λ CDM” Big-Bang model, as well as an overview of topics of current research interest.

In Lecture 1 we present the fundamentals of the standard cosmology, introducing evidence for homogeneity and isotropy and the Friedmann-Robertson-Walker models that these make possible. In Lecture 2 we consider the actual state of our current universe, which leads naturally to a discussion of its most surprising and problematic feature: the existence of dark energy. In Lecture 3 we consider the implications of the cosmological solutions obtained in Lecture 1 for early times in the universe. In particular, we discuss thermodynamics in the expanding universe, finite-temperature phase transitions, and baryogenesis. Finally, Lecture 4 contains a discussion of the problems of the standard cosmology and an introduction to our best-formulated approach to solving them – the inflationary universe.

Our review is necessarily superficial, given the large number of topics relevant to modern cosmology. More detail can be found in several excellent textbooks [1, 2, 3, 4, 5, 6, 7]. Throughout the lectures we have borrowed liberally (and sometimes verbatim) from earlier reviews of our own [8, 9, 10, 11, 12, 13, 14, 15].

Our metric signature is $-+++$. We use units in which $\hbar = c = 1$, and define the reduced Planck mass by $M_P \equiv (8\pi G)^{-1/2} \simeq 10^{18}\text{GeV}$.

2 Fundamentals of the Standard Cosmology

2.1 Homogeneity and Isotropy: The Robertson-Walker Metric

Cosmology as the application of general relativity (GR) to the entire universe would seem a hopeless endeavor were it not for a remarkable fact – the universe is spatially homogeneous and isotropic on the largest scales.

“Isotropy” is the claim that the universe looks the same in all direction. Direct evidence comes from the smoothness of the temperature of the cosmic microwave background, as we will discuss later. “Homogeneity” is the claim that the universe looks the same at every

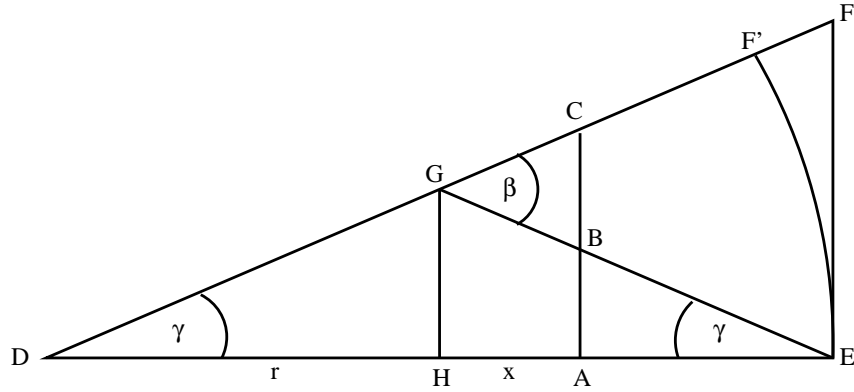


Figure 2.1: Geometry of a homogeneous and isotropic space.

point. It is harder to test directly, although some evidence comes from number counts of galaxies. More traditionally, we may invoke the ‘‘Copernican principle,’’ that we do not live in a special place in the universe. Then it follows that, since the universe appears isotropic around us, it should be isotropic around every point; and a basic theorem of geometry states that isotropy around every point implies homogeneity.

We may therefore approximate the universe as a spatially homogeneous and isotropic three-dimensional space which may expand (or, in principle, contract) as a function of time. The metric on such a spacetime is necessarily of the Robertson-Walker (RW) form, as we now demonstrate.¹

Spatial isotropy implies spherical symmetry. Choosing a point as an origin, and using coordinates (r, θ, ϕ) around this point, the spatial line element must take the form

$$d\sigma^2 = dr^2 + f^2(r) (d\theta^2 + \sin^2 \theta d\phi^2) , \quad (1)$$

where $f(r)$ is a real function, which, if the metric is to be nonsingular at the origin, obeys $f(r) \sim r$ as $r \rightarrow 0$.

Now, consider figure 2.1 in the $\theta = \pi/2$ plane. In this figure $DH = HE = r$, both DE and γ are small and $HA = x$. Note that the two angles labeled γ are equal because of homogeneity and isotropy. Now, note that

$$EF \simeq EF' = f(2r)\gamma = f(r)\beta . \quad (2)$$

Also

$$AC = \gamma f(r+x) = AB + BC = \gamma f(r-x) + \beta f(x) . \quad (3)$$

Using (2) to eliminate β/γ , rearranging (3), dividing by $2x$ and taking the limit $x \rightarrow \infty$ yields

$$\frac{df}{dr} = \frac{f(2r)}{2f(r)} . \quad (4)$$

¹One of the authors has a sentimental attachment to the following argument, since he learned it in his first cosmology course [16].

We must solve this subject to $f(r) \sim r$ as $r \rightarrow 0$. It is easy to check that if $f(r)$ is a solution then $f(r/\alpha)$ is a solution for constant α . Also, r , $\sin r$ and $\sinh r$ are all solutions. Assuming analyticity and writing $f(r)$ as a power series in r it is then easy to check that, up to scaling, these are the only three possible solutions.

Therefore, the most general spacetime metric consistent with homogeneity and isotropy is

$$ds^2 = -dt^2 + a^2(t) \left[d\rho^2 + f^2(\rho) (d\theta^2 + \sin^2 \theta d\phi^2) \right] , \quad (5)$$

where the three possibilities for $f(\rho)$ are

$$f(\rho) = \{ \sin(\rho), \rho, \sinh(\rho) \} . \quad (6)$$

This is a purely geometric fact, independent of the details of general relativity. We have used spherical polar coordinates (ρ, θ, ϕ) , since spatial isotropy implies spherical symmetry about every point. The time coordinate t , which is the proper time as measured by a comoving observer (one at constant spatial coordinates), is referred to as cosmic time, and the function $a(t)$ is called the scale factor.

There are two other useful forms for the RW metric. First, a simple change of variables in the radial coordinate yields

$$ds^2 = -dt^2 + a^2(t) \left[\frac{dr^2}{1 - kr^2} + r^2 (d\theta^2 + \sin^2 \theta d\phi^2) \right] , \quad (7)$$

where

$$k = \begin{cases} +1 & \text{if } f(\rho) = \sin(\rho) \\ 0 & \text{if } f(\rho) = \rho \\ -1 & \text{if } f(\rho) = \sinh(\rho) \end{cases} . \quad (8)$$

Geometrically, k describes the curvature of the spatial sections (slices at constant cosmic time). $k = +1$ corresponds to positively curved spatial sections (locally isometric to 3-spheres); $k = 0$ corresponds to local flatness, and $k = -1$ corresponds to negatively curved (locally hyperbolic) spatial sections. These are all local statements, which should be expected from a local theory such as GR. The global topology of the spatial sections may be that of the covering spaces – a 3-sphere, an infinite plane or a 3-hyperboloid – but it need not be, as topological identifications under freely-acting subgroups of the isometry group of each manifold are allowed. As a specific example, the $k = 0$ spatial geometry could apply just as well to a 3-torus as to an infinite plane.

Note that we have not chosen a normalization such that $a_0 = 1$. We are not free to do this and to simultaneously normalize $|k| = 1$, without including explicit factors of the current scale factor in the metric. In the flat case, where $k = 0$, we can safely choose $a_0 = 1$.

A second change of variables, which may be applied to either (5) or (7), is to transform to *conformal time*, τ , via

$$\tau(t) \equiv \int^t \frac{dt'}{a(t')} . \quad (9)$$

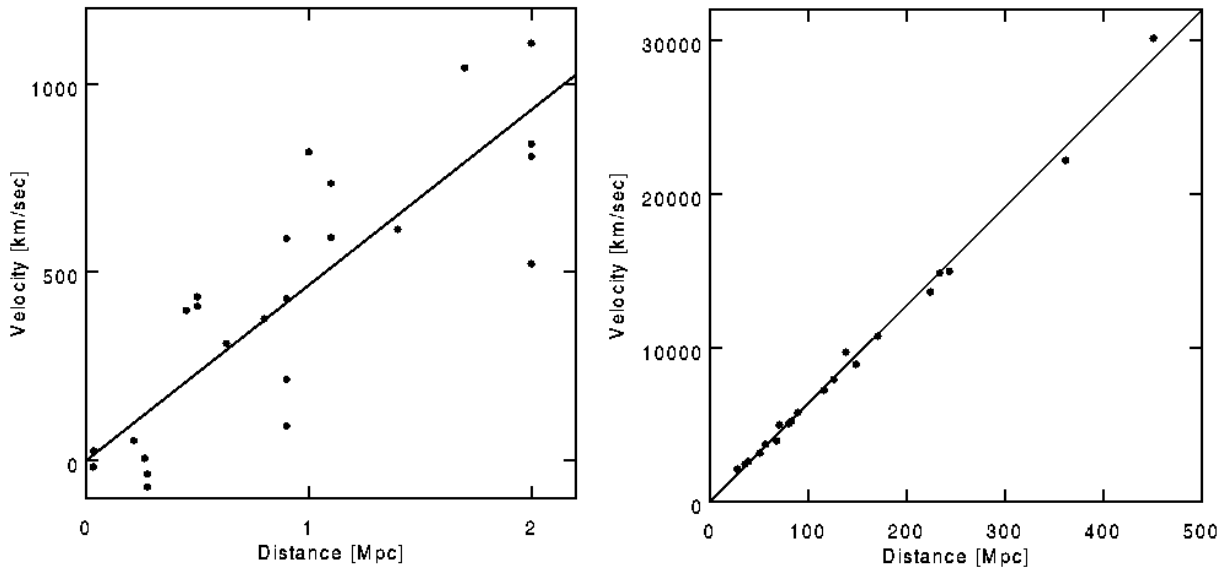


Figure 2.2: Hubble diagrams (as replotted in [17]) showing the relationship between recessional velocities of distant galaxies and their distances. The left plot shows the original data of Hubble [18] (and a rather unconvincing straight-line fit through it). To reassure you, the right plot shows much more recent data [19], using significantly more distant galaxies (note difference in scale).

Applying this to (7) yields

$$ds^2 = a^2(\tau) \left[-d\tau^2 + \frac{dr^2}{1 - kr^2} + r^2 (d\theta^2 + \sin^2 \theta d\phi^2) \right], \quad (10)$$

where we have written $a(\tau) \equiv a[t(\tau)]$ as is conventional. The conformal time does not measure the proper time for any particular observer, but it does simplify some calculations.

A particularly useful quantity to define from the scale factor is the *Hubble parameter* (sometimes called the Hubble constant), given by

$$H \equiv \frac{\dot{a}}{a}. \quad (11)$$

The Hubble parameter relates how fast the most distant galaxies are receding from us to their distance from us via Hubble's law,

$$v \simeq Hd. \quad (12)$$

This is the relationship that was discovered by Edwin Hubble, and has been verified to high accuracy by modern observational methods (see figure 2.2).

2.2 Dynamics: The Friedmann Equations

As mentioned, the RW metric is a purely kinematic consequence of requiring homogeneity and isotropy of our spatial sections. We next turn to dynamics, in the form of differential equations governing the evolution of the scale factor $a(t)$. These will come from applying Einstein's equation,

$$R_{\mu\nu} - \frac{1}{2}Rg_{\mu\nu} = 8\pi GT_{\mu\nu} \quad (13)$$

to the RW metric.

Before diving right in, it is useful to consider the types of energy-momentum tensors $T_{\mu\nu}$ we will typically encounter in cosmology. For simplicity, and because it is consistent with much we have observed about the universe, it is often useful to adopt the perfect fluid form for the energy-momentum tensor of cosmological matter. This form is

$$T_{\mu\nu} = (\rho + p)U_\mu U_\nu + pg_{\mu\nu} , \quad (14)$$

where U^μ is the fluid four-velocity, ρ is the energy density in the rest frame of the fluid and p is the pressure in that same frame. The pressure is necessarily isotropic, for consistency with the RW metric. Similarly, fluid elements will be comoving in the cosmological rest frame, so that the normalized four-velocity in the coordinates of (7) will be

$$U^\mu = (1, 0, 0, 0) . \quad (15)$$

The energy-momentum tensor thus takes the form

$$T_{\mu\nu} = \begin{pmatrix} \rho & & & \\ & pg_{ij} & & \\ & & & \\ & & & \end{pmatrix} , \quad (16)$$

where g_{ij} represents the spatial metric (including the factor of a^2).

Armed with this simplified description for matter, we are now ready to apply Einstein's equation (13) to cosmology. Using (7) and (14), one obtains two equations. The first is known as the Friedmann equation,

$$H^2 \equiv \left(\frac{\dot{a}}{a}\right)^2 = \frac{8\pi G}{3} \sum_i \rho_i - \frac{k}{a^2} , \quad (17)$$

where an overdot denotes a derivative with respect to cosmic time t and i indexes all different possible types of energy in the universe. This equation is a constraint equation, in the sense that we are not allowed to freely specify the time derivative \dot{a} ; it is determined in terms of the energy density and curvature. The second equation, which is an evolution equation, is

$$\frac{\ddot{a}}{a} + \frac{1}{2} \left(\frac{\dot{a}}{a}\right)^2 = -4\pi G \sum_i p_i - \frac{k}{2a^2} . \quad (18)$$

It is often useful to combine (17) and (18) to obtain the *acceleration equation*

$$\frac{\ddot{a}}{a} = -\frac{4\pi G}{3} \sum_i (\rho_i + 3p_i) . \quad (19)$$

In fact, if we know the magnitudes and evolutions of the different energy density components ρ_i , the Friedmann equation (17) is sufficient to solve for the evolution uniquely. The acceleration equation is conceptually useful, but rarely invoked in calculations.

The Friedmann equation relates the rate of increase of the scale factor, as encoded by the Hubble parameter, to the total energy density of all matter in the universe. We may use the Friedmann equation to define, at any given time, a critical energy density,

$$\rho_c \equiv \frac{3H^2}{8\pi G} , \quad (20)$$

for which the spatial sections must be precisely flat ($k = 0$). We then define the density parameter

$$\Omega_{\text{total}} \equiv \frac{\rho}{\rho_c} , \quad (21)$$

which allows us to relate the total energy density in the universe to its local geometry via

$$\begin{aligned} \Omega_{\text{total}} > 1 &\Leftrightarrow k = +1 \\ \Omega_{\text{total}} = 1 &\Leftrightarrow k = 0 \\ \Omega_{\text{total}} < 1 &\Leftrightarrow k = -1 . \end{aligned} \quad (22)$$

It is often convenient to define the fractions of the critical energy density in each different component by

$$\Omega_i = \frac{\rho_i}{\rho_c} . \quad (23)$$

Energy conservation is expressed in GR by the vanishing of the covariant divergence of the energy-momentum tensor,

$$\nabla_\mu T^{\mu\nu} = 0 . \quad (24)$$

Applying this to our assumptions – the RW metric (7) and perfect-fluid energy-momentum tensor (14) – yields a single energy-conservation equation,

$$\dot{\rho} + 3H(\rho + p) = 0 . \quad (25)$$

This equation is actually not independent of the Friedmann and acceleration equations, but is required for consistency. It implies that the expansion of the universe (as specified by H) can lead to local changes in the energy density. Note that there is no notion of conservation of “total energy,” as energy can be interchanged between matter and the spacetime geometry.

One final piece of information is required before we can think about solving our cosmological equations: how the pressure and energy density are related to each other. Within the fluid approximation used here, we may assume that the pressure is a single-valued function of

the energy density $p = p(\rho)$. It is often convenient to define an equation of state parameter, w , by

$$p = w\rho . \tag{26}$$

This should be thought of as the instantaneous definition of the parameter w ; it need represent the full equation of state, which would be required to calculate the behavior of fluctuations. Nevertheless, many useful cosmological matter sources do obey this relation with a constant value of w . For example, $w = 0$ corresponds to pressureless matter, or dust – any collection of massive non-relativistic particles would qualify. Similarly, $w = 1/3$ corresponds to a gas of radiation, whether it be actual photons or other highly relativistic species.

A constant w leads to a great simplification in solving our equations. In particular, using (25), we see that the energy density evolves with the scale factor according to

$$\rho(a) \propto \frac{1}{a(t)^{3(1+w)}} . \tag{27}$$

Note that the behaviors of dust ($w = 0$) and radiation ($w = 1/3$) are consistent with what we would have obtained by more heuristic reasoning. Consider a fixed *comoving* volume of the universe - i.e. a volume specified by fixed values of the coordinates, from which one may obtain the physical volume at a given time t by multiplying by $a(t)^3$. Given a fixed number of dust particles (of mass m) within this comoving volume, the energy density will then scale just as the physical volume, i.e. as $a(t)^{-3}$, in agreement with (27), with $w = 0$.

To make a similar argument for radiation, first note that the expansion of the universe (the increase of $a(t)$ with time) results in a shift to longer wavelength λ , or a *redshift*, of photons propagating in this background. A photon emitted with wavelength λ_e at a time t_e , at which the scale factor is $a_e \equiv a(t_e)$ is observed today ($t = t_0$, with scale factor $a_0 \equiv a(t_0)$) at wavelength λ_o , obeying

$$\frac{\lambda_o}{\lambda_e} = \frac{a_0}{a_e} \equiv 1 + z . \tag{28}$$

The redshift z is often used in place of the scale factor. Because of the redshift, the energy density in a fixed number of photons in a fixed comoving volume drops with the physical volume (as for dust) and by an extra factor of the scale factor as the expansion of the universe stretches the wavelengths of light. Thus, the energy density of radiation will scale as $a(t)^{-4}$, once again in agreement with (27), with $w = 1/3$.

Thus far, we have not included a cosmological constant Λ in the gravitational equations. This is because it is equivalent to treat any cosmological constant as a component of the energy density in the universe. In fact, adding a cosmological constant Λ to Einstein's equation is equivalent to including an energy-momentum tensor of the form

$$T_{\mu\nu} = -\frac{\Lambda}{8\pi G}g_{\mu\nu} . \tag{29}$$

This is simply a perfect fluid with energy-momentum tensor (14) with

$$\begin{aligned} \rho_\Lambda &= \frac{\Lambda}{8\pi G} \\ p_\Lambda &= -\rho_\Lambda , \end{aligned} \tag{30}$$

so that the equation-of-state parameter is

$$w_\Lambda = -1 . \quad (31)$$

This implies that the energy density is constant,

$$\rho_\Lambda = \text{constant} . \quad (32)$$

Thus, this energy is constant throughout spacetime; we say that the cosmological constant is equivalent to *vacuum energy*.

Similarly, it is sometimes useful to think of any nonzero spatial curvature as yet another component of the cosmological energy budget, obeying

$$\begin{aligned} \rho_{\text{curv}} &= -\frac{3k}{8\pi G a^2} \\ p_{\text{curv}} &= \frac{k}{8\pi G a^2} , \end{aligned} \quad (33)$$

so that

$$w_{\text{curv}} = -1/3 . \quad (34)$$

It is not an energy density, of course; ρ_{curv} is simply a convenient way to keep track of how much energy density is lacking, in comparison to a flat universe.

2.3 Flat Universes

It is much easier to find exact solutions to cosmological equations of motion when $k = 0$. Fortunately for us, nowadays we are able to appeal to more than mathematical simplicity to make this choice. Indeed, as we shall see in later lectures, modern cosmological observations, in particular precision measurements of the cosmic microwave background, show the universe today to be extremely spatially flat.

In the case of flat spatial sections and a constant equation of state parameter w , we may exactly solve the Friedmann equation (27) to obtain

$$a(t) = a_0 \left(\frac{t}{t_0} \right)^{2/3(1+w)} , \quad (35)$$

where a_0 is the scale factor today, unless $w = -1$, in which case one obtains $a(t) \propto e^{Ht}$. Applying this result to some of our favorite energy density sources yields table 1.

Note that the matter- and radiation-dominated flat universes begin with $a = 0$; this is a singularity, known as the Big Bang. We can easily calculate the age of such a universe:

$$t_0 = \int_0^1 \frac{da}{aH(a)} = \frac{2}{3(1+w)H_0} . \quad (36)$$

Unless w is close to -1 , it is often useful to approximate this answer by

$$t_0 \sim H_0^{-1} . \quad (37)$$

It is for this reason that the quantity H_0^{-1} is known as the *Hubble time*, and provides a useful estimate of the time scale for which the universe has been around.

Type of Energy	$\rho(a)$	$a(t)$
Dust	a^{-3}	$t^{2/3}$
Radiation	a^{-4}	$t^{1/2}$
Cosmological Constant	constant	e^{Ht}

Table 1: A summary of the behaviors of the most important sources of energy density in cosmology. The behavior of the scale factor applies to the case of a flat universe; the behavior of the energy densities is perfectly general.

2.4 Including Curvature

It is true that we know observationally that the universe today is flat to a high degree of accuracy. However, it is instructive, and useful when considering early cosmology, to consider how the solutions we have already identified change when curvature is included. Since we include this mainly for illustration we will focus on the separate cases of dust-filled and radiation-filled FRW models with zero cosmological constant. This calculation is an example of one that is made much easier by working in terms of conformal time τ .

Let us first consider models in which the energy density is dominated by matter ($w = 0$). In terms of conformal time the Einstein equations become

$$\begin{aligned} 3(k + h^2) &= 8\pi G\rho a^2 \\ k + h^2 + 2h' &= 0, \end{aligned} \tag{38}$$

where a prime denotes a derivative with respect to conformal time and $h(\tau) \equiv a'/a$. These equations are then easily solved for $h(\tau)$ giving

$$h(\tau) = \begin{cases} \cot(\tau/2) & k = 1 \\ 2/\tau & k = 0 \\ \coth(\tau/2) & k = -1 \end{cases}. \tag{39}$$

This then yields

$$a(\tau) \propto \begin{cases} 1 - \cos(\tau) & k = 1 \\ \tau^2/2 & k = 0 \\ \cosh(\tau) - 1 & k = -1 \end{cases}. \tag{40}$$

One may use this to derive the connection between cosmic time and conformal time, which here is

$$t(\tau) \propto \begin{cases} \tau - \sin(\tau) & k = 1 \\ \tau^3/6 & k = 0 \\ \sinh(\tau) - \tau & k = -1 \end{cases}. \tag{41}$$

Next we consider models dominated by radiation ($w = 1/3$). In terms of conformal time the Einstein equations become

$$\begin{aligned} 3(k + h^2) &= 8\pi G\rho a^2 \\ k + h^2 + 2h' &= -\frac{8\pi G\rho}{3}a^2. \end{aligned} \tag{42}$$

Solving as we did above yields

$$h(\tau) = \begin{cases} \cot(\tau) & k = 1 \\ 1/\tau & k = 0 \\ \coth(\tau) & k = -1 \end{cases}, \quad (43)$$

$$a(\tau) \propto \begin{cases} \sin(\tau) & k = 1 \\ \tau & k = 0 \\ \sinh(\tau) & k = -1 \end{cases}, \quad (44)$$

and

$$t(\tau) \propto \begin{cases} 1 - \cos(\tau) & k = 1 \\ \tau^2/2 & k = 0 \\ \cosh(\tau) - 1 & k = -1 \end{cases}. \quad (45)$$

It is straightforward to interpret these solutions by examining the behavior of the scale factor $a(\tau)$; the qualitative features are the same for matter- or radiation-domination. In both cases, the universes with positive curvature ($k = +1$) expand from an initial singularity with $a = 0$, and later recollapse again. The initial singularity is the Big Bang, while the final singularity is sometimes called the Big Crunch. The universes with zero or negative curvature begin at the Big Bang and expand forever. This behavior is not inevitable, however; we will see below how it can be altered by the presence of vacuum energy.

2.5 Horizons

One of the most crucial concepts to master about FRW models is the existence of *horizons*. This concept will prove useful in a variety of places in these lectures, but most importantly in understanding the shortcomings of what we are terming the standard cosmology.

Suppose an emitter, e , sends a light signal to an observer, o , who is at $r = 0$. Setting $\theta = \text{constant}$ and $\phi = \text{constant}$ and working in conformal time, for such radial null rays we have $\tau_o - \tau = r$. In particular this means that

$$\tau_o - \tau_e = r_e. \quad (46)$$

Now suppose τ_e is bounded below by $\bar{\tau}_e$; for example, $\bar{\tau}_e$ might represent the Big Bang singularity. Then there exists a maximum distance to which the observer can see, known as the *particle horizon distance*, given by

$$r_{\text{ph}}(\tau_o) = \tau_o - \bar{\tau}_e. \quad (47)$$

The physical meaning of this is illustrated in figure 2.3.

Similarly, suppose τ_o is bounded above by $\bar{\tau}_o$. Then there exists a limit to spacetime events which can be influenced by the emitter. This limit is known as the *event horizon distance*, given by

$$r_{\text{eh}}(\tau_o) = \bar{\tau}_o - \tau_e, \quad (48)$$

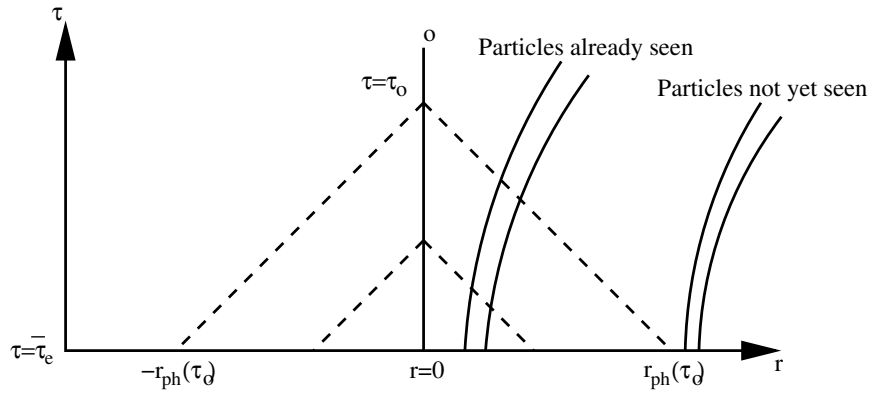


Figure 2.3: Particle horizons arise when the past light cone of an observer o terminates at a finite conformal time. Then there will be worldlines of other particles which do not intersect the past of o , meaning that they were never in causal contact.

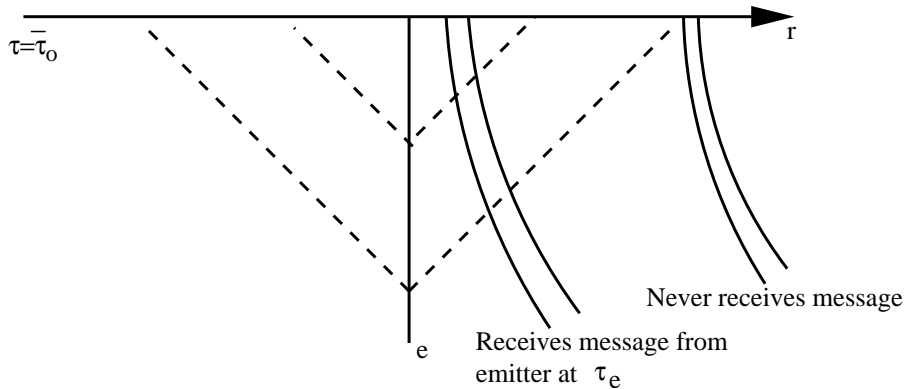


Figure 2.4: Event horizons arise when the future light cone of an observer o terminates at a finite conformal time. Then there will be worldlines of other particles which do not intersect the future of o , meaning that they cannot possibly influence each other.

with physical meaning illustrated in figure 2.4.

These horizon distances may be converted to *proper horizon distances* at cosmic time t , for example

$$d_H \equiv a(\tau)r_{\text{ph}} = a(\tau)(\tau - \bar{\tau}_e) = a(t) \int_{t_e}^t \frac{dt'}{a(t')} . \quad (49)$$

Just as the Hubble time H_0^{-1} provides a rough guide for the age of the universe, the Hubble distance cH_0^{-1} provides a rough estimate of the horizon distance in a matter- or radiation-dominated universe.

2.6 Geometry, Destiny and Dark Energy

In subsequent lectures we will use what we have learned here to extrapolate back to some of the earliest times in the universe. We will discuss the thermodynamics of the early universe, and the resulting interdependency between particle physics and cosmology. However, before that, we would like to explore some implications for the future of the universe.

For a long time in cosmology, it was quite commonplace to refer to the three possible geometries consistent with homogeneity and isotropy as closed ($k = 1$), open ($k = -1$) and flat ($k = 0$). There were two reasons for this. First, if one considered only the universal covering spaces, then a positively curved universe would be a 3-sphere, which has finite volume and hence is closed, while a negatively curved universe would be the hyperbolic 3-manifold \mathcal{H}^3 , which has infinite volume and hence is open.

Second, with dust and radiation as sources of energy density, universes with greater than the critical density would ultimately collapse, while those with less than the critical density would expand forever, with flat universes lying on the border between the two. For the case of pure dust-filled universes this is easily seen from (40) and (44).

As we have already mentioned, GR is a local theory, so the first of these points was never really valid. For example, there exist perfectly good compact hyperbolic manifolds, of finite volume, which are consistent with all our cosmological assumptions. However, the connection between geometry and destiny implied by the second point above was quite reasonable as long as dust and radiation were the only types of energy density relevant in the late universe.

In recent years it has become clear that the dominant component of energy density in the present universe is neither dust nor radiation, but rather is dark energy. This component is characterized by an equation of state parameter $w < -1/3$. We will have a lot more to say about this component (including the observational evidence for it) in the next lecture, but for now we would just like to focus on the way in which it has completely separated our concepts of geometry and destiny.

For simplicity, let's focus on what happens if the only energy density in the universe is a cosmological constant, with $w = -1$. In this case, the Friedmann equation may be solved

for any value of the spatial curvature parameter k . If $\Lambda > 0$ then the solutions are

$$\frac{a(t)}{a_0} = \begin{cases} \cosh\left(\sqrt{\frac{\Lambda}{3}}t\right) & k = +1 \\ \exp\left(\sqrt{\frac{\Lambda}{3}}t\right) & k = 0 \\ \sinh\left(\sqrt{\frac{\Lambda}{3}}t\right) & k = -1 \end{cases}, \quad (50)$$

where we have encountered the $k = 0$ case earlier. It is immediately clear that, in the $t \rightarrow \infty$ limit, all solutions expand exponentially, independently of the spatial curvature. In fact, these solutions are all exactly the same spacetime - *de Sitter space* - just in different coordinate systems. These features of de Sitter space will resurface crucially when we discuss inflation. However, the point here is that the universe clearly expands forever in these spacetimes, irrespective of the value of the spatial curvature. Note, however, that not all of the solutions in (50) actually cover all of de Sitter space; the $k = 0$ and $k = -1$ solutions represent coordinate patches which only cover part of the manifold.

For completeness, let us complete the description of spaces with a cosmological constant by considering the case $\Lambda < 0$. This spacetime is called *Anti-de Sitter space* (AdS) and it should be clear from the Friedmann equation that such a spacetime can only exist in a space with spatial curvature $k = -1$. The corresponding solution for the scale factor is

$$a(t) = a_0 \sin\left(\sqrt{-\frac{\Lambda}{3}}t\right). \quad (51)$$

Once again, this solution does not cover all of AdS; for a more complete discussion, see [20].

3 Our Universe Today and Dark Energy

In the previous lecture we set up the tools required to analyze the kinematics and dynamics of homogeneous and isotropic cosmologies in general relativity. In this lecture we turn to the actual universe in which we live, and discuss the remarkable properties cosmologists have discovered in the last ten years. Most remarkable among them is the fact that the universe is dominated by a uniformly-distributed and slowly-varying source of “dark energy,” which may be a vacuum energy (cosmological constant), a dynamical field, or something even more dramatic.

3.1 Matter: Ordinary and Dark

In the years before we knew that dark energy was an important constituent of the universe, and before observations of galaxy distributions and CMB anisotropies had revolutionized the study of structure in the universe, observational cosmology sought to measure two numbers: the Hubble constant H_0 and the matter density parameter Ω_M . Both of these quantities remain undeniably important, even though we have greatly broadened the scope of what we

hope to measure. The Hubble constant is often parameterized in terms of a dimensionless quantity h as

$$H_0 = 100h \text{ km/sec/Mpc} . \quad (52)$$

After years of effort, determinations of this number seem to have zeroed in on a largely agreed-upon value; the Hubble Space Telescope Key Project on the extragalactic distance scale [21] finds

$$h = 0.71 \pm 0.06 , \quad (53)$$

which is consistent with other methods [22], and what we will assume henceforth.

For years, determinations of Ω_M based on dynamics of galaxies and clusters have yielded values between approximately 0.1 and 0.4, noticeably smaller than the critical density. The last several years have witnessed a number of new methods being brought to bear on the question; here we sketch some of the most important ones.

The traditional method to estimate the mass density of the universe is to “weigh” a cluster of galaxies, divide by its luminosity, and extrapolate the result to the universe as a whole. Although clusters are not representative samples of the universe, they are sufficiently large that such a procedure has a chance of working. Studies applying the virial theorem to cluster dynamics have typically obtained values $\Omega_M = 0.2 \pm 0.1$ [23, 24, 25]. Although it is possible that the global value of M/L differs appreciably from its value in clusters, extrapolations from small scales do not seem to reach the critical density [26]. New techniques to weigh the clusters, including gravitational lensing of background galaxies [27] and temperature profiles of the X-ray gas [28], while not yet in perfect agreement with each other, reach essentially similar conclusions.

Rather than measuring the mass relative to the luminosity density, which may be different inside and outside clusters, we can also measure it with respect to the baryon density [29], which is very likely to have the same value in clusters as elsewhere in the universe, simply because there is no way to segregate the baryons from the dark matter on such large scales. Most of the baryonic mass is in the hot intracluster gas [30], and the fraction f_{gas} of total mass in this form can be measured either by direct observation of X-rays from the gas [31] or by distortions of the microwave background by scattering off hot electrons (the Sunyaev-Zeldovich effect) [32], typically yielding $0.1 \leq f_{\text{gas}} \leq 0.2$. Since primordial nucleosynthesis provides a determination of $\Omega_B \sim 0.04$, these measurements imply

$$\Omega_M = \Omega_B / f_{\text{gas}} = 0.3 \pm 0.1 , \quad (54)$$

consistent with the value determined from mass to light ratios.

Another handle on the density parameter in matter comes from properties of clusters at high redshift. The very existence of massive clusters has been used to argue in favor of $\Omega_M \sim 0.2$ [33], and the lack of appreciable evolution of clusters from high redshifts to the present [34, 35] provides additional evidence that $\Omega_M < 1.0$. On the other hand, a recent measurement of the relationship between the temperature and luminosity of X-ray clusters measured with the XMM-Newton satellite [36] has been interpreted as evidence for Ω_M near

unity. This last result seems at odds with a variety of other determinations, so we should keep a careful watch for further developments in this kind of study.

The story of large-scale motions is more ambiguous. The peculiar velocities of galaxies are sensitive to the underlying mass density, and thus to Ω_M , but also to the “bias” describing the relative amplitude of fluctuations in galaxies and mass [24, 37]. Nevertheless, recent advances in very large redshift surveys have led to relatively firm determinations of the mass density; the 2df survey, for example, finds $0.1 \leq \Omega_M \leq 0.4$ [38].

Finally, the matter density parameter can be extracted from measurements of the power spectrum of density fluctuations (see for example [39]). As with the CMB, predicting the power spectrum requires both an assumption of the correct theory and a specification of a number of cosmological parameters. In simple models (*e.g.*, with only cold dark matter and baryons, no massive neutrinos), the spectrum can be fit (once the amplitude is normalized) by a single “shape parameter”, which is found to be equal to $\Gamma = \Omega_M h$. (For more complicated models see [40].) Observations then yield $\Gamma \sim 0.25$, or $\Omega_M \sim 0.36$. For a more careful comparison between models and observations, see [41, 42, 43, 44].

Thus, we have a remarkable convergence on values for the density parameter in matter:

$$0.1 \leq \Omega_M \leq 0.4 . \quad (55)$$

As we will see below, this value is in excellent agreement with that which we would determine indirectly from combinations of other measurements.

As you are undoubtedly aware, however, matter comes in different forms; the matter we infer from its gravitational influence need not be the same kind of ordinary matter we are familiar with from our experience on Earth. By “ordinary matter” we mean anything made from atoms and their constituents (protons, neutrons, and electrons); this would include all of the stars, planets, gas and dust in the universe, immediately visible or otherwise. Occasionally such matter is referred to as “baryonic matter”, where “baryons” include protons, neutrons, and related particles (strongly interacting particles carrying a conserved quantum number known as “baryon number”). Of course electrons are conceptually an important part of ordinary matter, but by mass they are negligible compared to protons and neutrons; the mass of ordinary matter comes overwhelmingly from baryons.

Ordinary baryonic matter, it turns out, is not nearly enough to account for the observed matter density. Our current best estimates for the baryon density [45, 46] yield

$$\Omega_b = 0.04 \pm 0.02 , \quad (56)$$

where these error bars are conservative by most standards. This determination comes from a variety of methods: direct counting of baryons (the least precise method), consistency with the CMB power spectrum (discussed later in this lecture), and agreement with the predictions of the abundances of light elements for Big-Bang nucleosynthesis (discussed in the next lecture). Most of the matter density must therefore be in the form of non-baryonic dark matter, which we will abbreviate to simply “dark matter”. (Baryons can be dark, but it is increasingly common to reserve the terminology for the non-baryonic component.)

Essentially every known particle in the Standard Model of particle physics has been ruled out as a candidate for this dark matter. One of the few things we know about the dark matter is that it must be “cold” — not only is it non-relativistic today, but it must have been that way for a very long time. If the dark matter were “hot”, it would have free-streamed out of overdense regions, suppressing the formation of galaxies. The other thing we know about cold dark matter (CDM) is that it should interact very weakly with ordinary matter, so as to have escaped detection thus far. In the next lecture we will discuss some currently popular candidates for cold dark matter.

3.2 Supernovae and the Accelerating Universe

The great story of *fin de siècle* cosmology was the discovery that matter does not dominate the universe; we need some form of dark energy to explain a variety of observations. The first direct evidence for this finding came from studies using Type Ia supernovae as “standardizable candles,” which we now examine. For more detailed discussion of both the observational situation and the attendant theoretical problems, see [48, 49, 8, 50, 51, 15].

Supernovae are rare — perhaps a few per century in a Milky-Way-sized galaxy — but modern telescopes allow observers to probe very deeply into small regions of the sky, covering a very large number of galaxies in a single observing run. Supernovae are also bright, and Type Ia’s in particular all seem to be of nearly uniform intrinsic luminosity (absolute magnitude $M \sim -19.5$, typically comparable to the brightness of the entire host galaxy in which they appear) [52]. They can therefore be detected at high redshifts ($z \sim 1$), allowing in principle a good handle on cosmological effects [53, 54].

The fact that all SNe Ia are of similar intrinsic luminosities fits well with our understanding of these events as explosions which occur when a white dwarf, onto which mass is gradually accreting from a companion star, crosses the Chandrasekhar limit and explodes. (It should be noted that our understanding of supernova explosions is in a state of development, and theoretical models are not yet able to accurately reproduce all of the important features of the observed events. See [55, 56, 57] for some recent work.) The Chandrasekhar limit is a nearly-universal quantity, so it is not a surprise that the resulting explosions are of nearly-constant luminosity. However, there is still a scatter of approximately 40% in the peak brightness observed in nearby supernovae, which can presumably be traced to differences in the composition of the white dwarf atmospheres. Even if we could collect enough data that statistical errors could be reduced to a minimum, the existence of such an uncertainty would cast doubt on any attempts to study cosmology using SNe Ia as standard candles.

Fortunately, the observed differences in peak luminosities of SNe Ia are very closely correlated with observed differences in the shapes of their light curves: dimmer SNe decline more rapidly after maximum brightness, while brighter SNe decline more slowly [58, 59, 60]. There is thus a one-parameter family of events, and measuring the behavior of the light curve along with the apparent luminosity allows us to largely correct for the intrinsic differences in brightness, reducing the scatter from 40% to less than 15% — sufficient precision to distinguish between cosmological models. (It seems likely that the single parameter can

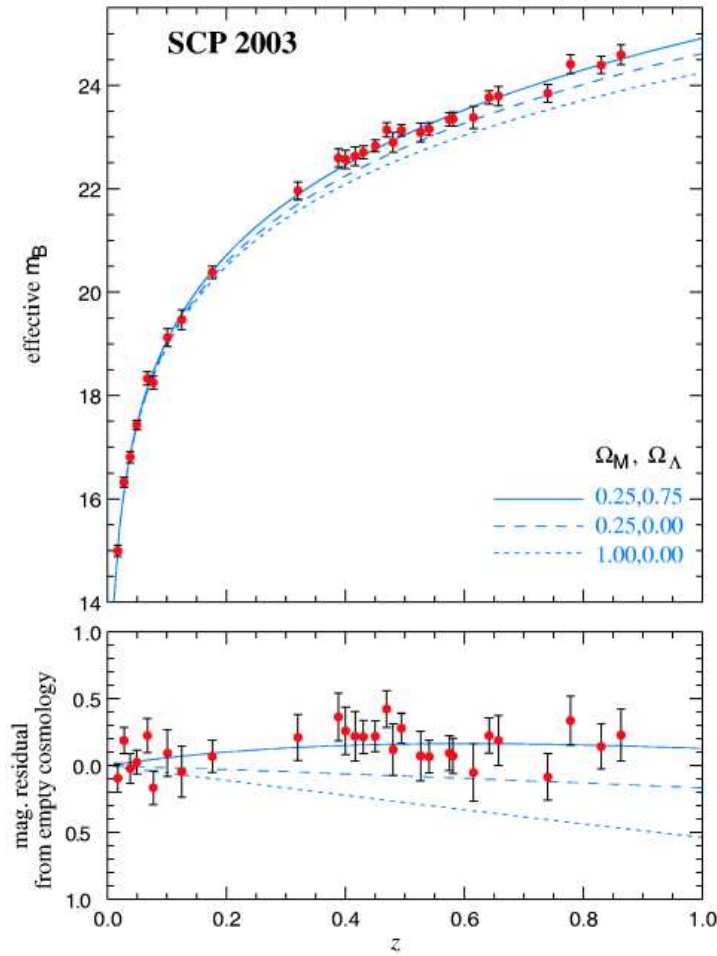


Figure 3.5: Hubble diagram from the Supernova Cosmology Project, as of 2003 [70].

be traced to the amount of ^{56}Ni produced in the supernova explosion; more nickel implies both a higher peak luminosity and a higher temperature and thus opacity, leading to a slower decline. It would be an exaggeration, however, to claim that this behavior is well-understood theoretically.)

Following pioneering work reported in [61], two independent groups undertook searches for distant supernovae in order to measure cosmological parameters: the High-Z Supernova Team [62, 63, 64, 65, 66], and the Supernova Cosmology Project [67, 68, 69, 70]. A plot of redshift vs. corrected apparent magnitude from the original SCP data is shown in Figure 3.5. The data are much better fit by a universe dominated by a cosmological constant than by a flat matter-dominated model. In fact the supernova results alone allow a substantial range of possible values of Ω_M and Ω_Λ ; however, if we think we know something about one of these parameters, the other will be tightly constrained. In particular, if $\Omega_M \sim 0.3$, we obtain

$$\Omega_\Lambda \sim 0.7 . \quad (57)$$

This corresponds to a vacuum energy density

$$\rho_\Lambda \sim 10^{-8} \text{ erg/cm}^3 \sim (10^{-3} \text{ eV})^4 . \quad (58)$$

Thus, the supernova studies have provided direct evidence for a nonzero value for Einstein's cosmological constant.

Given the significance of these results, it is natural to ask what level of confidence we should have in them. There are a number of potential sources of systematic error which have been considered by the two teams; see the original papers [63, 64, 69] for a thorough discussion. Most impressively, the universe implied by combining the supernova results with direct determinations of the matter density is spectacularly confirmed by measurements of the cosmic microwave background, as we discuss in the next section. Needless to say, however, it would be very useful to have a better understanding of both the theoretical basis for Type Ia luminosities, and experimental constraints on possible systematic errors. Future experiments, including a proposed satellite dedicated to supernova cosmology [71], will both help us improve our understanding of the physics of supernovae and allow a determination of the distance/redshift relation to sufficient precision to distinguish between the effects of a cosmological constant and those of more mundane astrophysical phenomena.

3.3 The Cosmic Microwave Background

Most of the radiation we observe in the universe today is in the form of an almost isotropic blackbody spectrum, with temperature approximately 2.7K, known as the *Cosmic Microwave Background* (CMB). The small angular fluctuations in temperature of the CMB reveal a great deal about the constituents of the universe, as we now discuss.

We have mentioned several times the way in which a radiation gas evolves in and sources the evolution of an expanding FRW universe. It should be clear from the differing evolution laws for radiation and dust that as one considers earlier and earlier times in the universe, with smaller and smaller scale factors, the ratio of the energy density in radiation to that in matter grows proportionally to $1/a(t)$. Furthermore, even particles which are now massive and contribute to matter used to be hotter, and at sufficiently early times were relativistic, and thus contributed to radiation. Therefore, the early universe was dominated by radiation.

At early times the CMB photons were easily energetic enough to ionize hydrogen atoms and therefore the universe was filled with a charged plasma (and hence was opaque). This phase lasted until the photons redshifted enough to allow protons and electrons to combine, during the era of *recombination*. Shortly after this time, the photons decoupled from the now-neutral plasma and free-streamed through the universe.

In fact, the concept of an expanding universe provides us with a clear explanation of the origin of the CMB. Blackbody radiation is emitted by bodies in thermal equilibrium. The present universe is certainly not in this state, and so without an evolving spacetime we would have no explanation for the origin of this radiation. However, at early times, the density and energy densities in the universe were high enough that matter was in approximate thermal equilibrium at each point in space, yielding a blackbody spectrum at early times.

We will have more to say about thermodynamics in the expanding universe in our next lecture. However, we should point out one crucial thermodynamic fact about the CMB. A blackbody distribution, such as that generated in the early universe, is such that at temperature T , the energy flux in the frequency range $[\nu, \nu + d\nu]$ is given by the Planck distribution

$$P(\nu, T)d\nu = 8\pi h \left(\frac{\nu}{c}\right)^3 \frac{1}{e^{h\nu/kT} - 1} d\nu , \quad (59)$$

where h is Planck's constant and k is the Boltzmann constant. Under a rescaling $\nu \rightarrow \alpha\nu$, with α =constant, the shape of the spectrum is unaltered if $T \rightarrow T/\alpha$. We have already seen that wavelengths are stretched with the cosmic expansion, and therefore that frequencies will scale inversely due to the same effect. We therefore conclude that the effect of cosmic expansion on an initial blackbody spectrum is to retain its blackbody nature, but just at lower and lower temperatures,

$$T \propto 1/a . \quad (60)$$

This is what we mean when we refer to the universe cooling as it expands. (Note that this strict scaling may be altered if energy is dumped into the radiation background during a phase transition, as we discuss in the next lecture.)

The CMB is not a perfectly isotropic radiation bath. Deviations from isotropy at the level of one part in 10^5 have developed over the last decade into one of our premier precision observational tools in cosmology. The small temperature anisotropies on the sky are usually analyzed by decomposing the signal into spherical harmonics via

$$\frac{\Delta T}{T} = \sum_{l,m} a_{lm} Y_{lm}(\theta, \phi) , \quad (61)$$

where a_{lm} are expansion coefficients and θ and ϕ are spherical polar angles on the sky. Defining the power spectrum by

$$C_l = \langle |a_{lm}|^2 \rangle , \quad (62)$$

it is conventional to plot the quantity $l(l+1)C_l$ against l in a famous plot that is usually referred to as the CMB power spectrum. An example is shown in figure (3.6), which shows the measurements of the CMB anisotropy from the recent WMAP satellite, as well as a theoretical model (solid line) that fits the data rather well.

These fluctuations in the microwave background are useful to cosmologists for many reasons. To understand why, we must comment briefly on why they occur in the first place. Matter today in the universe is clustered into stars, galaxies, clusters and superclusters of galaxies. Our understanding of how large scale structure developed is that initially small density perturbations in our otherwise homogeneous universe grew through gravitational instability into the objects we observe today. Such a picture requires that from place to place there were small variations in the density of matter at the time that the CMB first decoupled from the photon-baryon plasma. Subsequent to this epoch, CMB photons propagated freely through the universe, nearly unaffected by anything except the cosmic expansion itself.

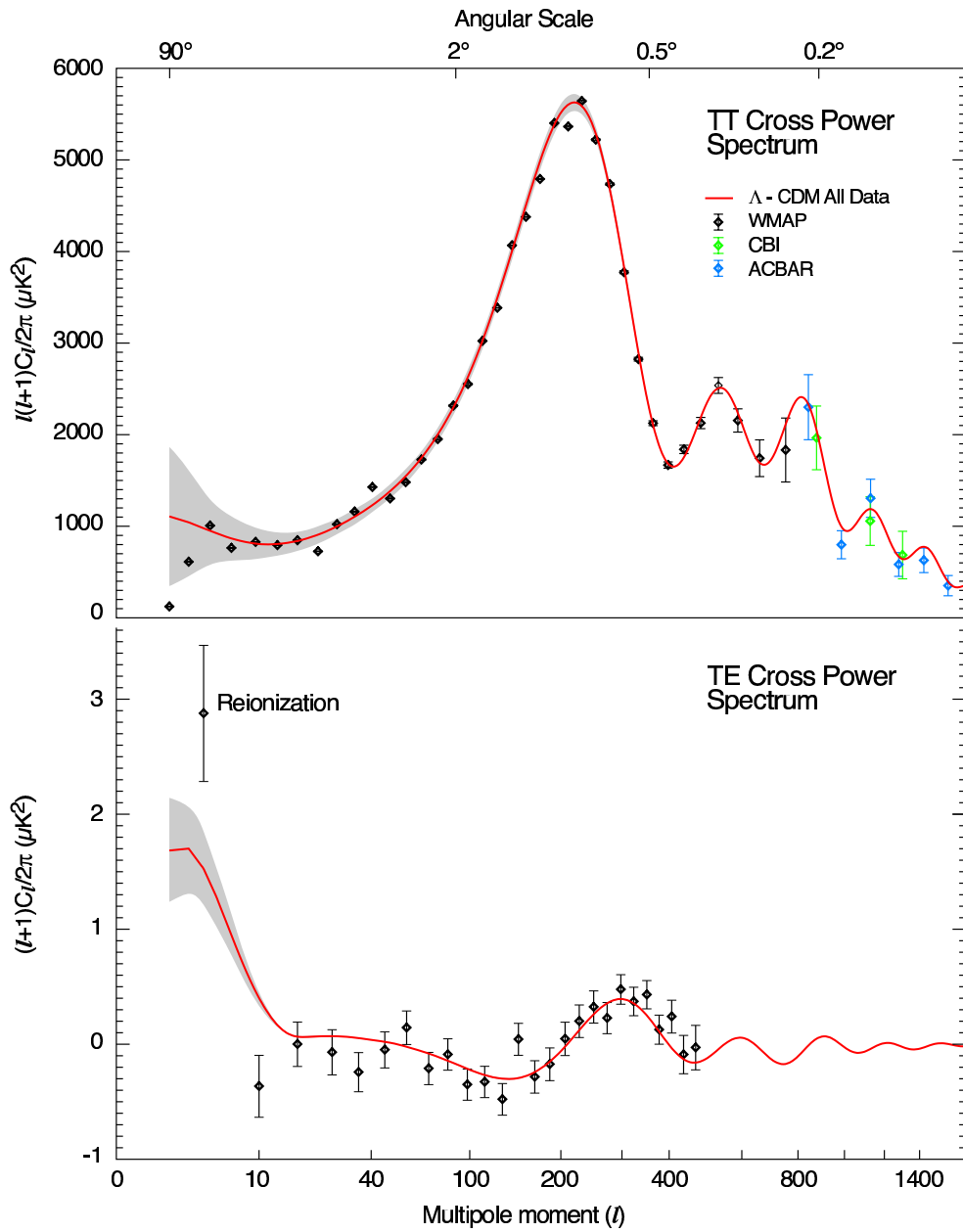


Figure 3.6: The CMB power spectrum from the WMAP satellite [72]. The error bars on this plot are $1\text{-}\sigma$ and the solid line represents the best-fit cosmological model [73]. Also shown is the correlation between the temperature anisotropies and the (E -mode) polarization.

However, at the time of their decoupling, different photons were released from regions of space with slightly different gravitational potentials. Since photons redshift as they climb out of gravitational potentials, photons from some regions redshift slightly more than those from other regions, giving rise to a small temperature anisotropy in the CMB observed today. On smaller scales, the evolution of the plasma has led to intrinsic differences in the temperature from point to point. In this sense the CMB carries with it a fingerprint of the initial conditions that ultimately gave rise to structure in the universe.

One very important piece of data that the CMB fluctuations give us is the value of Ω_{total} . Consider an overdense region of size R , which therefore contracts under self-gravity over a timescale R (recall $c = 1$). If $R \gg H_{\text{CMB}}^{-1}$ then the region will not have had time to collapse over the lifetime of the universe at last scattering. If $R \ll H_{\text{CMB}}^{-1}$ then collapse will be well underway at last scattering, matter will have had time to fall into the resulting potential well and cause a resulting rise in temperature which, in turn, gives rise to a restoring force from photon pressure, which acts to damp out the inhomogeneity.

Clearly, therefore, the maximum anisotropy will be on a scale which has had just enough time to collapse, but not had enough time to equilibrate - $R \sim H_{\text{CMB}}^{-1}$. This means that we expect to see a peak in the CMB power spectrum at an angular size corresponding to the horizon size at last scattering. Since we know the physical size of the horizon at last scattering, this provides us with a ruler on the sky. The corresponding angular scale will then depend on the spatial geometry of the universe. For a flat universe ($k = 0$, $\Omega_{\text{total}} = 1$) we expect a peak at $l \simeq 220$ and, as can be seen in figure (3.6), this is in excellent agreement with observations.

Beyond this simple heuristic description, careful analysis of all of the features of the CMB power spectrum (the positions and heights of each peak and trough) provide constraints on essentially all of the cosmological parameters. As an example we consider the results from WMAP [73]. For the total density of the universe they find

$$0.98 \leq \Omega_{\text{total}} \leq 1.08 \tag{63}$$

at 95% confidence – as mentioned, strong evidence for a flat universe. Nevertheless, there is still some degeneracy in the parameters, and much tighter constraints on the remaining values can be derived by assuming either an exactly flat universe, or a reasonable value of the Hubble constant. When for example we assume a flat universe, we can derive values for the Hubble constant, matter density (which then implies the vacuum energy density), and baryon density:

$$\begin{aligned} h &= 0.72 \pm 0.05 \\ \Omega_{\text{M}} = 1 - \Omega_{\Lambda} &= 0.29 \pm 0.07 \\ \Omega_{\text{B}} &= 0.047 \pm 0.006 . \end{aligned}$$

If we instead assume that the Hubble constant is given by the value determined by the HST key project (53), we can derive separate tight constraints on Ω_{M} and Ω_{Λ} ; these are shown graphically in Figure 3.7, along with constraints from the supernova experiments.

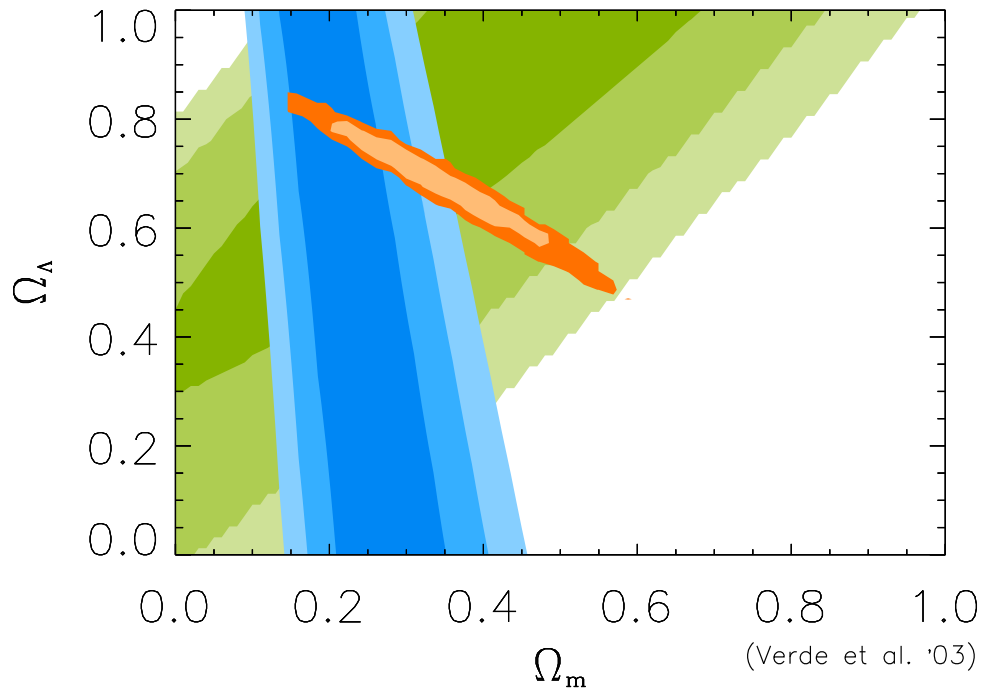


Figure 3.7: Observational constraints in the Ω_M - Ω_Λ plane. The wide green contours represent constraints from supernovae, the vertical blue contours represent constraints from the 2dF galaxy survey, and the small orange contours represent constraints from WMAP observations of CMB anisotropies when a prior on the Hubble parameter is included. Courtesy of Licia Verde; see [74] for details.

Taking all of the data together, we obtain a remarkably consistent picture of the current constituents of our universe:

$$\begin{aligned}
 \Omega_B &= 0.04 \\
 \Omega_{DM} &= 0.26 \\
 \Omega_\Lambda &= 0.7 .
 \end{aligned}
 \tag{64}$$

Our sense of accomplishment at having measured these numbers is substantial, although it is somewhat tempered by the realization that we don't understand any of them. The baryon density is mysterious due to the asymmetry between baryons and antibaryons; as far as dark matter goes, of course, we have never detected it directly and only have promising ideas as to what it might be. Both of these issues will be discussed in the next lecture. The biggest mystery is the vacuum energy; we now turn to an exploration of why it is mysterious and what kinds of mechanisms might be responsible for its value.

3.4 The Cosmological Constant Problem(s)

In classical general relativity the cosmological constant Λ is a completely free parameter. It has dimensions of $[\text{length}]^{-2}$ (while the energy density ρ_Λ has units $[\text{energy}/\text{volume}]$), and hence defines a scale, while general relativity is otherwise scale-free. Indeed, from purely classical considerations, we can't even say whether a specific value of Λ is “large” or “small”; it is simply a constant of nature we should go out and determine through experiment.

The introduction of quantum mechanics changes this story somewhat. For one thing, Planck's constant allows us to define the reduced Planck mass $M_P \sim 10^{18}$ GeV, as well as the reduced Planck length

$$L_P = (8\pi G)^{1/2} \sim 10^{-32} \text{ cm} . \quad (65)$$

Hence, there is a natural expectation for the scale of the cosmological constant, namely

$$\Lambda^{(\text{guess})} \sim L_P^{-2} , \quad (66)$$

or, phrased as an energy density,

$$\rho_{\text{vac}}^{(\text{guess})} \sim M_P^4 \sim (10^{18} \text{ GeV})^4 \sim 10^{112} \text{ erg/cm}^3 . \quad (67)$$

We can partially justify this guess by thinking about quantum fluctuations in the vacuum. At all energies probed by experiment to date, the world is accurately described as a set of quantum fields (at higher energies it may become strings or something else). If we take the Fourier transform of a free quantum field, each mode of fixed wavelength behaves like a simple harmonic oscillator. (“Free” means “noninteracting”; for our purposes this is a very good approximation.) As we know from elementary quantum mechanics, the ground-state or zero-point energy of an harmonic oscillator with potential $V(x) = \frac{1}{2}\omega^2 x^2$ is $E_0 = \frac{1}{2}\hbar\omega$. Thus, each mode of a quantum field contributes to the vacuum energy, and the net result should be an integral over all of the modes. Unfortunately this integral diverges, so the vacuum energy appears to be infinite. However, the infinity arises from the contribution of modes with very small wavelengths; perhaps it was a mistake to include such modes, since we don't really know what might happen at such scales. To account for our ignorance, we could introduce a cutoff energy, above which ignore any potential contributions, and hope that a more complete theory will eventually provide a physical justification for doing so. If this cutoff is at the Planck scale, we recover the estimate (67).

The strategy of decomposing a free field into individual modes and assigning a zero-point energy to each one really only makes sense in a flat spacetime background. In curved spacetime we can still “renormalize” the vacuum energy, relating the classical parameter to the quantum value by an infinite constant. After renormalization, the vacuum energy is completely arbitrary, just as it was in the original classical theory. But when we use general relativity we are really using an effective field theory to describe a certain limit of quantum gravity. In the context of effective field theory, if a parameter has dimensions $[\text{mass}]^n$, we expect the corresponding mass parameter to be driven up to the scale at which the effective description breaks down. Hence, if we believe classical general relativity up to the Planck scale, we would expect the vacuum energy to be given by our original guess (67).

However, we claim to have measured the vacuum energy (58). The observed value is somewhat discrepant with our theoretical estimate:

$$\rho_{\text{vac}}^{(\text{obs})} \sim 10^{-120} \rho_{\text{vac}}^{(\text{guess})} . \quad (68)$$

This is the famous 120-orders-of-magnitude discrepancy that makes the cosmological constant problem such a glaring embarrassment. Of course, it is a little unfair to emphasize the factor of 10^{120} , which depends on the fact that energy density has units of $[\text{energy}]^4$. We can express the vacuum energy in terms of a mass scale,

$$\rho_{\text{vac}} = M_{\text{vac}}^4 , \quad (69)$$

so our observational result is

$$M_{\text{vac}}^{(\text{obs})} \sim 10^{-3} \text{ eV} . \quad (70)$$

The discrepancy is thus

$$M_{\text{vac}}^{(\text{obs})} \sim 10^{-30} M_{\text{vac}}^{(\text{guess})} . \quad (71)$$

We should think of the cosmological constant problem as a discrepancy of 30 orders of magnitude in energy scale.

In addition to the fact that it is very small compared to its natural value, the vacuum energy presents an additional puzzle: the coincidence between the observed vacuum energy and the current matter density. Our best-fit universe (64) features vacuum and matter densities of the same order of magnitude, but the ratio of these quantities changes rapidly as the universe expands:

$$\frac{\Omega_{\Lambda}}{\Omega_{\text{M}}} = \frac{\rho_{\Lambda}}{\rho_{\text{M}}} \propto a^3 . \quad (72)$$

As a consequence, at early times the vacuum energy was negligible in comparison to matter and radiation, while at late times matter and radiation are negligible. There is only a brief epoch of the universe's history during which it would be possible to witness the transition from domination by one type of component to another.

To date, there are not any especially promising approaches to calculating the vacuum energy and getting the right answer; it is nevertheless instructive to consider the example of supersymmetry, which relates to the cosmological constant problem in an interesting way. Supersymmetry posits that for each fermionic degree of freedom there is a matching bosonic degree of freedom, and vice-versa. By “matching” we mean, for example, that the spin-1/2 electron must be accompanied by a spin-0 “selectron” with the same mass and charge. The good news is that, while bosonic fields contribute a positive vacuum energy, for fermions the contribution is negative. Hence, if degrees of freedom exactly match, the net vacuum energy sums to zero. Supersymmetry is thus an example of a theory, other than gravity, where the absolute zero-point of energy is a meaningful concept. (This can be traced to the fact that supersymmetry is a spacetime symmetry, relating particles of different spins.)

We do not, however, live in a supersymmetric state; there is no selectron with the same mass and charge as an electron, or we would have noticed it long ago. If supersymmetry exists

in nature, it must be broken at some scale M_{susy} . In a theory with broken supersymmetry, the vacuum energy is not expected to vanish, but to be of order

$$M_{\text{vac}} \sim M_{\text{susy}} , \quad (\text{theory}) \quad (73)$$

with $\rho_{\text{vac}} = M_{\text{vac}}^4$. What should M_{susy} be? One nice feature of supersymmetry is that it helps us understand the hierarchy problem – why the scale of electroweak symmetry breaking is so much smaller than the scales of quantum gravity or grand unification. For supersymmetry to be relevant to the hierarchy problem, we need the supersymmetry-breaking scale to be just above the electroweak scale, or

$$M_{\text{susy}} \sim 10^3 \text{ GeV} . \quad (74)$$

In fact, this is very close to the experimental bound, and there is good reason to believe that supersymmetry will be discovered soon at Fermilab or CERN, if it is connected to electroweak physics.

Unfortunately, we are left with a sizable discrepancy between theory and observation:

$$M_{\text{vac}}^{(\text{obs})} \sim 10^{-15} M_{\text{susy}} . \quad (\text{experiment}) \quad (75)$$

Compared to (71), we find that supersymmetry has, in some sense, solved the problem halfway (on a logarithmic scale). This is encouraging, as it at least represents a step in the right direction. Unfortunately, it is ultimately discouraging, since (71) was simply a guess, while (75) is actually a reliable result in this context; supersymmetry renders the vacuum energy finite and calculable, but the answer is still far away from what we need. (Subtleties in supergravity and string theory allow us to add a negative contribution to the vacuum energy, with which we could conceivably tune the answer to zero or some other small number; but there is no reason for this tuning to actually happen.)

But perhaps there is something deep about supersymmetry which we don't understand, and our estimate $M_{\text{vac}} \sim M_{\text{susy}}$ is simply incorrect. What if instead the correct formula were

$$M_{\text{vac}} \sim \left(\frac{M_{\text{susy}}}{M_{\text{P}}} \right) M_{\text{susy}} ? \quad (76)$$

In other words, we are guessing that the supersymmetry-breaking scale is actually the geometric mean of the vacuum scale and the Planck scale. Because M_{P} is fifteen orders of magnitude larger than M_{susy} , and M_{susy} is fifteen orders of magnitude larger than M_{vac} , this guess gives us the correct answer! Unfortunately this is simply optimistic numerology; there is no theory that actually yields this answer (although there are speculations in this direction [75]). Still, the simplicity with which we can write down the formula allows us to dream that an improved understanding of supersymmetry might eventually yield the correct result.

As an alternative to searching for some formula that gives the vacuum energy in terms of other measurable parameters, it may be that the vacuum energy is not a fundamental quantity, but simply our feature of our local environment. We don't turn to fundamental

theory for an explanation of the average temperature of the Earth’s atmosphere, nor are we surprised that this temperature is noticeably larger than in most places in the universe; perhaps the cosmological constant is on the same footing. This is the idea commonly known as the “anthropic principle.”

To make this idea work, we need to imagine that there are many different regions of the universe in which the vacuum energy takes on different values; then we would expect to find ourselves in a region which was hospitable to our own existence. Although most humans don’t think of the vacuum energy as playing any role in their lives, a substantially larger value than we presently observe would either have led to a rapid recollapse of the universe (if ρ_{vac} were negative) or an inability to form galaxies (if ρ_{vac} were positive). Depending on the distribution of possible values of ρ_{vac} , one can argue that the observed value is in excellent agreement with what we should expect [76, 77, 78, 79, 80, 81, 82].

The idea of environmental selection only works under certain special circumstances, and we are far from understanding whether those conditions hold in our universe. In particular, we need to show that there can be a huge number of different domains with slightly different values of the vacuum energy, and that the domains can be big enough that our entire observable universe is a single domain, and that the possible variation of other physical quantities from domain to domain is consistent with what we observe in ours.

Recent work in string theory has lent some support to the idea that there are a wide variety of possible vacuum states rather than a unique one [83, 84, 85, 86, 87, 88]. String theorists have been investigating novel ways to compactify extra dimensions, in which crucial roles are played by branes and gauge fields. By taking different combinations of extra-dimensional geometries, brane configurations, and gauge-field fluxes, it seems plausible that a wide variety of states may be constructed, with different local values of the vacuum energy and other physical parameters. An obstacle to understanding these purported solutions is the role of supersymmetry, which is an important part of string theory but needs to be broken to obtain a realistic universe. From the point of view of a four-dimensional observer, the compactifications that have small values of the cosmological constant would appear to be exactly the states alluded to earlier, where one begins with a supersymmetric state with a negative vacuum energy, to which supersymmetry breaking adds just the right amount of positive vacuum energy to give a small overall value. The necessary fine-tuning is accomplished simply by imagining that there are many (more than 10^{100}) such states, so that even very unlikely things will sometimes occur. We still have a long way to go before we understand this possibility; in particular, it is not clear that the many states obtained have all the desired properties [89].

Even if such states are allowed, it is necessary to imagine a universe in which a large number of them actually exist in local regions widely separated from each other. As is well known, inflation works to take a small region of space and expand it to a size larger than the observable universe; it is not much of a stretch to imagine that a multitude of different domains may be separately inflated, each with different vacuum energies. Indeed, models of inflation generally tend to be eternal, in the sense that the universe continues to inflate in some regions even after inflation has ended in others [90, 91]. Thus, our observable

universe may be separated by inflating regions from other “universes” which have landed in different vacuum states; this is precisely what is needed to empower the idea of environmental selection.

Nevertheless, it seems extravagant to imagine a fantastic number of separate regions of the universe, outside the boundary of what we can ever possibly observe, just so that we may understand the value of the vacuum energy in our region. But again, this doesn’t mean it isn’t true. To decide once and for all will be extremely difficult, and will at the least require a much better understanding of how both string theory (or some alternative) and inflation operate – an understanding that we will undoubtedly require a great deal of experimental input to achieve.

3.5 Dark Energy, or Worse?

If general relativity is correct, cosmic acceleration implies there must be a dark energy density which diminishes relatively slowly as the universe expands. This can be seen directly from the Friedmann equation (17), which implies

$$\dot{a}^2 \propto a^2 \rho + \text{constant} . \quad (77)$$

From this relation, it is clear that the only way to get acceleration (\dot{a} increasing) in an expanding universe is if ρ falls off more slowly than a^{-2} ; neither matter ($\rho_M \propto a^{-3}$) nor radiation ($\rho_R \propto a^{-4}$) will do the trick. Vacuum energy is, of course, strictly constant; but the data are consistent with smoothly-distributed sources of dark energy that vary slowly with time.

There are good reasons to consider dynamical dark energy as an alternative to an honest cosmological constant. First, a dynamical energy density can be evolving slowly to zero, allowing for a solution to the cosmological constant problem which makes the ultimate vacuum energy vanish exactly. Second, it poses an interesting and challenging observational problem to study the evolution of the dark energy, from which we might learn something about the underlying physical mechanism. Perhaps most intriguingly, allowing the dark energy to evolve opens the possibility of finding a dynamical solution to the coincidence problem, if the dynamics are such as to trigger a recent takeover by the dark energy (independently of, or at least for a wide range of, the parameters in the theory). To date this hope has not quite been met, but dynamical mechanisms at least allow for the possibility (unlike a true cosmological constant).

The simplest possibility along these lines involves the same kind of source typically invoked in models of inflation in the very early universe: a scalar field ϕ rolling slowly in a potential, sometimes known as “quintessence” [92, 93, 94, 95, 96, 97]. The energy density of a scalar field is a sum of kinetic, gradient, and potential energies,

$$\rho_\phi = \frac{1}{2} \dot{\phi}^2 + \frac{1}{2} (\nabla\phi)^2 + V(\phi) . \quad (78)$$

For a homogeneous field ($\nabla\phi \approx 0$), the equation of motion in an expanding universe is

$$\ddot{\phi} + 3H\dot{\phi} + \frac{dV}{d\phi} = 0 . \quad (79)$$

If the slope of the potential V is quite flat, we will have solutions for which ϕ is nearly constant throughout space and only evolving very gradually with time; the energy density in such a configuration is

$$\rho_\phi \approx V(\phi) \approx \text{constant} . \quad (80)$$

Thus, a slowly-rolling scalar field is an appropriate candidate for dark energy.

However, introducing dynamics opens up the possibility of introducing new problems, the form and severity of which will depend on the specific kind of model being considered. Most quintessence models feature scalar fields ϕ with masses of order the current Hubble scale,

$$m_\phi \sim H_0 \sim 10^{-33} \text{ eV} . \quad (81)$$

(Fields with larger masses would typically have already rolled to the minimum of their potentials.) In quantum field theory, light scalar fields are unnatural; renormalization effects tend to drive scalar masses up to the scale of new physics. The well-known hierarchy problem of particle physics amounts to asking why the Higgs mass, thought to be of order 10^{11} eV, should be so much smaller than the grand unification/Planck scale, 10^{25} - 10^{27} eV. Masses of 10^{-33} eV are correspondingly harder to understand. On top of that, light scalar fields give rise to long-range forces and time-dependent coupling constants that should be observable even if couplings to ordinary matter are suppressed by the Planck scale [98, 99]; we therefore need to invoke additional fine-tunings to explain why the quintessence field has not already been experimentally detected.

Nevertheless, these apparent fine-tunings might be worth the price, if we were somehow able to explain the coincidence problem. To date, many investigations have considered scalar fields with potentials that asymptote gradually to zero, of the form $e^{1/\phi}$ or $1/\phi$. These can have cosmologically interesting properties, including “tracking” behavior that makes the current energy density largely independent of the initial conditions [100]. They do not, however, provide a solution to the coincidence problem, as the era in which the scalar field begins to dominate is still set by finely-tuned parameters in the theory. One way to address the coincidence problem is to take advantage of the fact that matter/radiation equality was a relatively recent occurrence (at least on a logarithmic scale); if a scalar field has dynamics which are sensitive to the difference between matter- and radiation-dominated universes, we might hope that its energy density becomes constant only after matter/radiation equality. An approach which takes this route is k -essence [101], which modifies the form of the kinetic energy for the scalar field. Instead of a conventional kinetic energy $K = \frac{1}{2}(\dot{\phi})^2$, in k -essence we posit a form

$$K = f(\phi)g(\dot{\phi}^2) , \quad (82)$$

where f and g are functions specified by the model. For certain choices of these functions, the k -essence field naturally tracks the evolution of the total radiation energy density during

radiation domination, but switches to being almost constant once matter begins to dominate. Unfortunately, it seems necessary to choose a finely-tuned kinetic term to get the desired behavior [102].

An alternative possibility is that there is nothing special about the present era; rather, acceleration is just something that happens from time to time. This can be accomplished by oscillating dark energy [103]. In these models the potential takes the form of a decaying exponential (which by itself would give scaling behavior, so that the dark energy remained proportional to the background density) with small perturbations superimposed:

$$V(\phi) = e^{-\phi}[1 + \alpha \cos(\phi)] . \quad (83)$$

On average, the dark energy in such a model will track that of the dominant matter/radiation component; however, there will be gradual oscillations from a negligible density to a dominant density and back, on a timescale set by the Hubble parameter, leading to occasional periods of acceleration. Unfortunately, in neither the k -essence models nor the oscillating models do we have a compelling particle-physics motivation for the chosen dynamics, and in both cases the behavior still depends sensitively on the precise form of parameters and interactions chosen. Nevertheless, these theories stand as interesting attempts to address the coincidence problem by dynamical means.

One of the interesting features of dynamical dark energy is that it is experimentally testable. In principle, different dark energy models can yield different cosmic histories, and, in particular, a different value for the equation of state parameter, both today and its redshift-dependence. Since the CMB strongly constrains the total density to be near the critical value, it is sensible to assume a perfectly flat universe and determine constraints on the matter density and dark energy equation of state; see figure (3.8) for some recent limits.

As can be seen in (3.8), one possibility that is consistent with the data is that $w < -1$. Such a possibility violates the dominant energy condition, but possible models have been proposed [105]. However, such models run into serious problems when one takes them seriously as a particle physics theory [106, 107]. Even if one restricts one's attention to more conventional matter sources, making dark energy compatible with sensible particle physics has proven tremendously difficult.

Given the challenge of this problem, it is worthwhile considering the possibility that cosmic acceleration is not due to some kind of stuff, but rather arises from new gravitational physics. there are a number of different approaches to this [108, 109, 110, 111, 112, 113] and we will not review them all here. Instead we will provide an example drawn from our own proposal [112].

As a first attempt, consider the simplest correction to the Einstein-Hilbert action,

$$S = \frac{M_p^2}{2} \int d^4x \sqrt{-g} \left(R - \frac{\mu^4}{R} \right) + \int d^4x \sqrt{-g} \mathcal{L}_M . \quad (84)$$

Here μ is a new parameter with units of [mass] and \mathcal{L}_M is the Lagrangian density for matter.

The fourth-order equations arising from this action are complicated and it is difficult to extract details about cosmological evolution from them. It is therefore convenient to transform from the frame used in 84, which we call the *matter frame*, to the *Einstein frame*, where

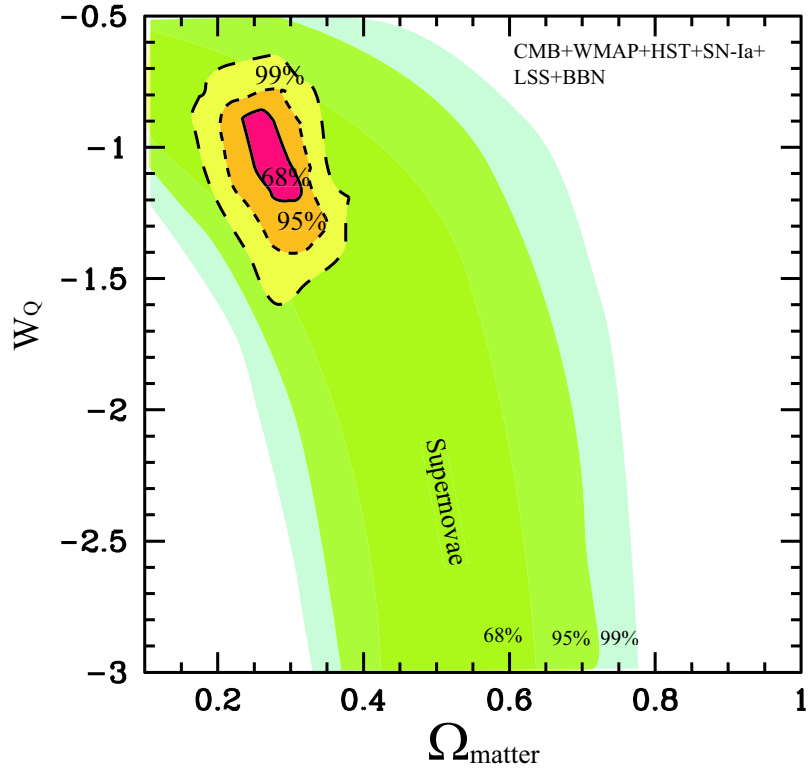


Figure 3.8: Constraints on the dark-energy equation-of-state parameter, as a function of Ω_M , assuming a flat universe. These limits are derived from studies of supernovae, CMB anisotropies, measurements of the Hubble constant, large-scale structure, and primordial nucleosynthesis. From [104].

the gravitational Lagrangian takes the Einstein-Hilbert form and the additional degrees of freedom (\ddot{H} and \dot{H}) are represented by a fictitious scalar field ϕ . The details of this can be found in [112]. Here we just state that, performing a simultaneous redefinition of the time coordinate, in terms of the new metric $\tilde{g}_{\mu\nu}$, our theory is that of a scalar field $\phi(x^\mu)$ minimally coupled to Einstein gravity, and non-minimally coupled to matter, with potential

$$V(\phi) = \mu^2 M_p^2 \exp\left(-2\sqrt{\frac{2}{3}}\frac{\phi}{M_p}\right) \sqrt{\exp\left(\sqrt{\frac{2}{3}}\frac{\phi}{M_p}\right) - 1}. \quad (85)$$

Now let us first focus on vacuum cosmological solutions. The beginning of the Universe corresponds to $R \rightarrow \infty$ and $\phi \rightarrow 0$. The initial conditions we must specify are the initial values of ϕ and ϕ' , denoted as ϕ_i and ϕ'_i . For simplicity we take $\phi_i \ll M_p$. There are then three qualitatively distinct outcomes, depending on the value of ϕ'_i .

1. *Eternal de Sitter.* There is a critical value of $\phi'_i \equiv \phi'_C$ for which ϕ just reaches the maximum of the potential $V(\phi)$ and comes to rest. In this case the Universe asymptotically evolves to a de Sitter solution. This solution requires tuning and is unstable, since any perturbation will induce the field to roll away from the maximum of its potential.

2. *Power-Law Acceleration.* For $\phi'_i > \phi'_C$, the field overshoots the maximum of $V(\phi)$ and the Universe evolves to late-time power-law inflation, with observational consequences similar to dark energy with equation-of-state parameter $w_{\text{DE}} = -2/3$.

3. *Future Singularity.* For $\phi'_i < \phi'_C$, ϕ does not reach the maximum of its potential and rolls back down to $\phi = 0$. This yields a future curvature singularity.

In the more interesting case in which the Universe contains matter, it is possible to show that the three possible cosmic futures identified in the vacuum case remain in the presence of matter.

By choosing $\mu \sim 10^{-33}$ eV, the corrections to the standard cosmology only become important at the present epoch, making this theory a candidate to explain the observed acceleration of the Universe without recourse to dark energy. Since we have no particular reason for this choice, such a tuning appears no more attractive than the traditional choice of the cosmological constant.

Clearly our choice of correction to the gravitational action can be generalized. Terms of the form $-\mu^{2(n+1)}/R^n$, with $n > 1$, lead to similar late-time self acceleration, with behavior similar to a dark energy component with equation of state parameter

$$w_{\text{eff}} = -1 + \frac{2(n+2)}{3(2n+1)(n+1)}. \quad (86)$$

Clearly therefore, such modifications can easily accommodate current observational bounds [104, 73] on the equation of state parameter $-1.45 < w_{\text{DE}} < -0.74$ (95% confidence level). In the asymptotic regime $n = 1$ is ruled out at this level, while $n \geq 2$ is allowed; even $n = 1$ is permitted if we are near the top of the potential.

Finally, any modification of the Einstein-Hilbert action must, of course, be consistent with the classic solar system tests of gravity theory, as well as numerous other astrophysical

dynamical tests. We have chosen the coupling constant μ to be very small, but we have also introduced a new light degree of freedom. Chiba [114] has pointed out that the model with $n = 1$ is equivalent to Brans-Dicke theory with $\omega = 0$ in the approximation where the potential was neglected, and would therefore be inconsistent with experiment. It is not yet clear whether including the potential, or considering extensions of the original model, could alter this conclusion.

4 Early Times in the Standard Cosmology

In the first lecture we described the kinematics and dynamics of homogeneous and isotropic cosmologies in general relativity, while in the second we discussed the situation in our current universe. In this lecture we wind the clock back, using what we know of the laws of physics and the universe today to infer conditions in the early universe. Early times were characterized by very high temperatures and densities, with many particle species kept in (approximate) thermal equilibrium by rapid interactions. We will therefore have to move beyond a simple description of non-interacting “matter” and “radiation,” and discuss how thermodynamics works in an expanding universe.

4.1 Describing Matter

In the first lecture we discussed how to describe matter as a perfect fluid, described by an energy-momentum tensor

$$T_{\mu\nu} = (\rho + p)U_\mu U_\nu + pg_{\mu\nu} , \quad (87)$$

where U^μ is the fluid four-velocity, ρ is the energy density in the rest frame of the fluid and p is the pressure in that same frame. The energy-momentum tensor is covariantly conserved,

$$\nabla_\mu T^{\mu\nu} = 0 . \quad (88)$$

In a more complete description, a fluid will be characterized by quantities in addition to the energy density and pressure. Many fluids have a conserved quantity associated with them and so we will also introduce a *number flux density* N^μ , which is also conserved

$$\nabla_\mu N^\mu = 0 . \quad (89)$$

For non-tachyonic matter N^μ is a timelike 4-vector and therefore we may decompose it as

$$N^\mu = nU^\mu . \quad (90)$$

We can also introduce an *entropy flux density* S^μ . This quantity is not conserved, but rather obeys a covariant version of the second law of thermodynamics

$$\nabla_\mu S^\mu \geq 0 . \quad (91)$$

Not all phenomena are successfully described in terms of such a local entropy vector (e.g., black holes); fortunately, it suffices for a wide variety of fluids relevant to cosmology.

The conservation law for the energy-momentum tensor yields, most importantly, equation (25), which can be thought of as the first law of thermodynamics

$$dU = TdS - pdV , \tag{92}$$

with $dS = 0$.

It is useful to resolve S^μ into components parallel and perpendicular to the fluid 4-velocity

$$S^\mu = sU^\mu + s^\mu , \tag{93}$$

where $s_\mu U^\mu = 0$. The scalar s is the rest-frame entropy density which, up to an additive constant (that we can consistently set to zero), can be written as

$$s = \frac{\rho + p}{T} . \tag{94}$$

In addition to all these quantities, we must specify an equation of state, and we typically do this in such a way as to treat n and s as independent variables.

4.2 Particles in Equilibrium

The various particles inhabiting the early universe can be usefully characterized according to three criteria: in equilibrium vs. out of equilibrium (decoupled), bosonic vs. fermionic, and relativistic (velocities near c) vs. non-relativistic. In this section we consider species which are in equilibrium with the surrounding thermal bath.

Let us begin by discussing the conditions under which a particle species will be in equilibrium with the surrounding thermal plasma. A given species remains in thermal equilibrium as long as its interaction rate is larger than the expansion rate of the universe. Roughly speaking, equilibrium requires it to be possible for the products of a given reaction have the opportunity to recombine in the reverse reaction and if the expansion of the universe is rapid enough this won't happen. A particle species for which the interaction rates have fallen below the expansion rate of the universe is said to have *frozen out* or *decoupled*. If the interaction rate of some particle with the background plasma is Γ , it will be decoupled whenever

$$\Gamma \ll H , \tag{95}$$

where the Hubble constant H sets the cosmological timescale.

As a good rule of thumb, the expansion rate in the early universe is “slow,” and particles tend to be in thermal equilibrium (unless they are very weakly coupled). This can be seen from the Friedmann equation when the energy density is dominated by a plasma with $\rho \sim T^4$; we then have

$$H \sim \left(\frac{T}{M_p} \right) T . \tag{96}$$

Thus, the Hubble parameter is suppressed with respect to the temperature by a factor of T/M_p . At extremely early times (near the Planck era, for example), the universe may be expanding so quickly that no species are in equilibrium; as the expansion rate slows, equilibrium becomes possible. However, the interaction rate Γ for a particle with cross-section σ is typically of the form

$$\Gamma = n\langle\sigma v\rangle , \quad (97)$$

where n is the number density and v a typical particle velocity. Since $n \propto a^{-3}$, the density of particles will eventually dip so low that equilibrium can once again no longer be maintained. In our current universe, no species are in equilibrium with the background plasma (represented by the CMB photons).

Now let us focus on particles in equilibrium. For a gas of weakly-interacting particles, we can describe the state in terms of a *distribution function* $f(\mathbf{p})$, where the three-momentum \mathbf{p} satisfies

$$E^2(\mathbf{p}) = m^2 + |\mathbf{p}|^2 . \quad (98)$$

The distribution function characterizes the density of particles in a given momentum bin. (In general it will also be a function of the spatial position \mathbf{x} , but we suppress that here.) The number density, energy density, and pressure of some species labeled i are given by

$$\begin{aligned} n_i &= \frac{g_i}{(2\pi)^3} \int f_i(\mathbf{p}) d^3p \\ \rho_i &= \frac{g_i}{(2\pi)^3} \int E(\mathbf{p}) f_i(\mathbf{p}) d^3p \\ p_i &= \frac{g_i}{(2\pi)^3} \int \frac{|\mathbf{p}|^2}{3E(\mathbf{p})} f_i(\mathbf{p}) d^3p , \end{aligned} \quad (99)$$

where g_i is the number of spin states of the particles. For massless photons we have $g_\gamma = 2$, while for a massive vector boson such as the Z we have $g_Z = 3$. In the usual accounting, particles and antiparticles are treated as separate species; thus, for spin-1/2 electrons and positrons we have $g_{e^-} = g_{e^+} = 2$. In thermal equilibrium at a temperature T the particles will be in either Fermi-Dirac or Bose-Einstein distributions,

$$f(\mathbf{p}) = \frac{1}{e^{E(\mathbf{p})/T} \pm 1} , \quad (100)$$

where the plus sign is for fermions and the minus sign for bosons.

We can do the integrals over the distribution functions in two opposite limits: particles which are highly relativistic ($T \gg m$) or highly non-relativistic ($T \ll m$). The results are shown in table 2, in which ζ is the Riemann zeta function, and $\zeta(3) \approx 1.202$.

From this table we can extract several pieces of relevant information. Relativistic particles, whether bosons or fermions, remain in approximately equal abundances in equilibrium. Once they become non-relativistic, however, their abundance plummets, and becomes exponentially suppressed with respect to the relativistic species. This is simply because it becomes progressively harder for massive particle-antiparticle pairs to be produced in a plasma with $T \ll m$.

	Relativistic Bosons	Relativistic Fermions	Non-relativistic (Either)
n_i	$\frac{\zeta(3)}{\pi^2} g_i T^3$	$\left(\frac{3}{4}\right) \frac{\zeta(3)}{\pi^2} g_i T^3$	$g_i \left(\frac{m_i T}{2\pi}\right)^{3/2} e^{-m_i/T}$
ρ_i	$\frac{\pi^2}{30} g_i T^4$	$\left(\frac{7}{8}\right) \frac{\pi^2}{30} g_i T^4$	$m_i n_i$
p_i	$\frac{1}{3} \rho_i$	$\frac{1}{3} \rho_i$	$n_i T \ll \rho_i$

Table 2: Number density, energy density, and pressure, for species in thermal equilibrium.

It is interesting to note that, although matter is much more dominant than radiation in the universe today, since their energy densities scale differently the early universe was radiation-dominated. We can write the ratio of the density parameters in matter and radiation as

$$\frac{\Omega_M}{\Omega_R} = \frac{\Omega_{M0}}{\Omega_{R0}} \left(\frac{a}{a_0}\right) = \frac{\Omega_{M0}}{\Omega_{R0}} (1+z)^{-1} . \quad (101)$$

The redshift of matter-radiation equality is thus

$$1 + z_{\text{eq}} = \frac{\Omega_{M0}}{\Omega_{R0}} \approx 3 \times 10^3 . \quad (102)$$

This expression assumes that the particles that are non-relativistic today were also non-relativistic at z_{eq} ; this should be a safe assumption, with the possible exception of massive neutrinos, which make a minority contribution to the total density.

As we mentioned in our discussion of the CMB in the previous lecture, even decoupled photons maintain a thermal distribution; this is not because they are in equilibrium, but simply because the distribution function redshifts into a similar distribution with a lower temperature proportional to $1/a$. We can therefore speak of the “effective temperature” of a relativistic species that freezes out at a temperature T_f and scale factor a_f :

$$T_i^{\text{rel}}(a) = T_f \left(\frac{a_f}{a}\right) . \quad (103)$$

For example, neutrinos decouple at a temperature around 1 MeV; shortly thereafter, electrons and positrons annihilate into photons, dumping energy (and entropy) into the plasma but leaving the neutrinos unaffected. Consequently, we expect a neutrino background in the current universe with a temperature of approximately 2K, while the photon temperature is 3K.

A similar effect occurs for particles which are non-relativistic at decoupling, with one important difference. For non-relativistic particles the temperature is proportional to the kinetic energy $\frac{1}{2}mv^2$, which redshifts as $1/a^2$. We therefore have

$$T_i^{\text{non-rel}}(a) = T_f \left(\frac{a_f}{a}\right)^2 . \quad (104)$$

In either case we are imagining that the species freezes out while relativistic/non-relativistic and stays that way afterward; if it freezes out while relativistic and subsequently becomes non-relativistic, the distribution function will be distorted away from a thermal spectrum.

The notion of an effective temperature allows us to define a corresponding notion of an effective number of relativistic degrees of freedom, which in turn permits a compact expression for the total relativistic energy density. The effective number of relativistic degrees of freedom (as far as energy is concerned) can be defined as

$$g_* = \sum_{\text{bosons}} g_i \left(\frac{T_i}{T}\right)^4 + \frac{7}{8} \sum_{\text{fermions}} g_i \left(\frac{T_i}{T}\right)^4 . \quad (105)$$

(The temperature T is the actual temperature of the background plasma, assumed to be in equilibrium.) Then the total energy density in all relativistic species comes from adding the contributions of each species, to obtain the simple formula

$$\rho = \frac{\pi^2}{30} g_* T^4 . \quad (106)$$

We can do the same thing for the entropy density. From (94), the entropy density in relativistic particles goes as T^3 rather than T^4 , so we define the effective number of relativistic degrees of freedom for entropy as

$$g_{*S} = \sum_{\text{bosons}} g_i \left(\frac{T_i}{T}\right)^3 + \frac{7}{8} \sum_{\text{fermions}} g_i \left(\frac{T_i}{T}\right)^3 . \quad (107)$$

The entropy density in relativistic species is then

$$s = \frac{2\pi}{45} g_{*S} T^3 . \quad (108)$$

Numerically, g_* and g_{*S} will typically be very close to each other. In the Standard Model, we have

$$g_* \approx g_{*S} \sim \begin{cases} 100 & T > 300 \text{ MeV} \\ 10 & 300 \text{ MeV} > T > 1 \text{ MeV} \\ 3 & T < 1 \text{ MeV} . \end{cases} \quad (109)$$

The events that change the effective number of relativistic degrees of freedom are the QCD phase transition at 300 MeV, and the annihilation of electron/positron pairs at 1 MeV.

Because of the release of energy into the background plasma when species annihilate, it is only an approximation to say that the temperature goes as $T \propto 1/a$. A better approximation is to say that the comoving entropy density is conserved,

$$s \propto a^{-3} . \quad (110)$$

This will hold under all forms of adiabatic evolution; entropy will only be produced at a process like a first-order phase transition or an out-of-equilibrium decay. (In fact, we expect

that the entropy production from such processes is very small compared to the total entropy, and adiabatic evolution is an excellent approximation for almost the entire early universe. One exception is inflation, discussed in the next lecture.) Combining entropy conservation with the expression (108) for the entropy density in relativistic species, we obtain a better expression for the evolution of the temperature,

$$T \propto g_{*S}^{-1/3} a^{-1} . \quad (111)$$

The temperature will consistently decrease under adiabatic evolution in an expanding universe, but it decreases more slowly when the effective number of relativistic degrees of freedom is diminished.

4.3 Thermal Relics

As we have mentioned, particles typically do not stay in equilibrium forever; eventually the density becomes so low that interactions become infrequent, and the particles freeze out. Since essentially all of the particles in our current universe fall into this category, it is important to study the relic abundance of decoupled species. (Of course it is also possible to obtain a significant relic abundance for particles which were never in thermal equilibrium; examples might include baryons produced by GUT baryogenesis, or axions produced by vacuum misalignment.) In this section we will typically neglect factors of order unity.

We have seen that relativistic, or *hot*, particles have a number density that is proportional to T^3 in equilibrium. Thus, a species X that freezes out while still relativistic will have a number density at freeze-out T_f given by

$$n_X(T_f) \sim T_f^3 . \quad (112)$$

Since this is comparable to the number density of photons at that time, and after freeze-out both photons and our species X just have their number densities dilute by a factor $a(t)^{-3}$ as the universe expands, it is simple to see that the abundance of X particles today should be comparable to the abundance of CMB photons,

$$n_{X0} \sim n_{\gamma 0} \sim 10^2 \text{ cm}^{-3} . \quad (113)$$

We express this number as 10^2 rather than 411 since the roughness of our estimate does not warrant such misleading precision. The leading correction to this value is typically due to the production of additional photons subsequent to the decoupling of X ; in the Standard Model, the number density of photons increases by a factor of approximately 100 between the electroweak phase transition and today, and a species which decouples during this period will be diluted by a factor of between 1 and 100 depending on precisely when it freezes out. So, for example, neutrinos which are light ($m_\nu < \text{MeV}$) have a number density today of $n_\nu = 115 \text{ cm}^{-3}$ per species, and a corresponding contribution to the density parameter (if they are nevertheless heavy enough to be nonrelativistic today) of

$$\Omega_{0,\nu} = \left(\frac{m_\nu}{92 \text{ eV}} \right) h^{-2} . \quad (114)$$

(In this final expression we have secretly taken account of the missing numerical factors, so this is a reliable answer.) Thus, a neutrino with $m_\nu \sim 10^{-2}$ eV would contribute $\Omega_\nu \sim 2 \times 10^{-4}$. This is large enough to be interesting without being large enough to make neutrinos be the dark matter. That's good news, since the large velocities of neutrinos make them free-stream out of overdense regions, diminishing primordial perturbations and leaving us with a universe which has much less structure on small scales than we actually observe.

Now consider instead a species X which is nonrelativistic or *cold* at the time of decoupling. It is much harder to accurately calculate the relic abundance of a cold relic than a hot one, simply because the equilibrium abundance of a nonrelativistic species is changing rapidly with respect to the background plasma, and we have to be quite precise following the freeze-out process to obtain a reliable answer. The accurate calculation typically involves numerical integration of the Boltzmann equation for a network of interacting particle species; here, we cut to the chase and simply provide a reasonable approximate expression. If σ_0 is the annihilation cross-section of the species X at a temperature $T = m_X$, the final number density in terms of the photon density works out to be

$$n_X(T < T_f) \sim \frac{1}{\sigma_0 m_X M_P} n_\gamma . \quad (115)$$

Since the particles are nonrelativistic when they decouple, they will certainly be nonrelativistic today, and their energy density is

$$\rho_X = m_X n_X . \quad (116)$$

We can plug in numbers for the Hubble parameter and photon density to obtain the density parameter,

$$\Omega_X = \frac{\rho_X}{\rho_{\text{cr}}} \sim \frac{n_\gamma}{\sigma_0 M_p^3 H_0^2} . \quad (117)$$

Numerically, when $\hbar = c = 1$ we have $1 \text{ GeV} \sim 2 \times 10^{-14} \text{ cm}$, so the photon density today is $n_\gamma \sim 100 \text{ cm}^{-3} \sim 10^{-39} \text{ GeV}^{-3}$. The Hubble constant is $H_0 \sim 10^{-42} \text{ GeV}$, and the Planck mass is $M_p \sim 10^{18} \text{ GeV}$, so we obtain

$$\Omega_X \sim \frac{1}{\sigma_0 (10^9 \text{ GeV}^2)} . \quad (118)$$

It is interesting to note that this final expression is independent of the mass m_X of our relic, and only depends on the annihilation cross-section; that's because more massive particles will have a lower relic abundance. Of course, this depends on how we choose to characterize our theory; we may use variables in which σ_0 is a function of m_X , in which case it is reasonable to say that the density parameter does depend on the mass.

The designation *cold* may ring a bell with many of you, for you will have heard it used in a cosmological context applied to *cold dark matter* (CDM). Let us see briefly why this is. One candidate for CDM is a Weakly Interacting Massive Particle (WIMP). The annihilation cross-section of these particles, since they are weakly interacting, should be $\sigma_0 \sim \alpha_W^2 G_F$, where α_W

is the weak coupling constant and G_F is the the Fermi constant. Using $G_F \sim (300\text{GeV})^{-2}$ and $\alpha_W \sim 10^{-2}$, we get

$$\sigma_0 \sim \alpha_W^2 G_F \sim 10^{-9} \text{ GeV}^{-2} . \quad (119)$$

Thus, the density parameter in such particles would be

$$\Omega_X \sim 1 . \quad (120)$$

In other words, a stable particle with a weak interaction cross section naturally produces a relic density of order the critical density today, and so provides a perfect candidate for cold dark matter. A paradigmatic example is provided by the lightest supersymmetric partner (LSP), if it is stable and supersymmetry is broken at the weak scale. Such a possibility is of great interest to both particle physicists and cosmologists, since it may be possible to produce and detect such particles in colliders and to directly detect a WIMP background in cryogenic detectors in underground laboratories; this will be a major experimental effort over the next few years [13].

4.4 Vacuum displacement

Another important possibility is the existence of relics which were never in thermal equilibrium. An example of these will be discussed later in this lecture: the production of topological defects at phase transitions. Let's discuss another kind of non-thermal relic, which derives from what we might call "vacuum displacement." Consider the action for a real scalar field in curved spacetime:

$$S = \int d^4x \sqrt{-g} \left[-\frac{1}{2} g^{\mu\nu} \partial_\mu \phi \partial_\nu \phi - V(\phi) \right] . \quad (121)$$

If we assume that ϕ is spatially homogeneous ($\partial_i \phi = 0$), its equation of motion in the Robertson-Walker metric (5) will be

$$\ddot{\phi} + 3H\dot{\phi} + V'(\phi) = 0 , \quad (122)$$

where an overdot indicates a partial derivative with respect to time, and a prime indicates a derivative with respect to ϕ . For a free massive scalar field, $V(\phi) = \frac{1}{2} m_\phi^2 \phi^2$, and (122) describes a harmonic oscillator with a time-dependent damping term. For $H > m_\phi$ the field will be overdamped, and stay essentially constant at whatever point in the potential it finds itself. So let us imagine that at some time in the very early universe (when H was large) we had such an overdamped homogeneous scalar field, stuck at a value $\phi = \phi_*$; the total energy density in the field is simply the potential energy $\frac{1}{2} m_\phi^2 \phi_*^2$. The Hubble parameter H will decrease to approximately m_ϕ when the temperature reaches $T_* = \sqrt{m_\phi M_p}$, after which the field will be able to evolve and will begin to oscillate in its potential. The vacuum energy is converted to a combination of vacuum and kinetic energy which will redshift like matter,

as $\rho_\phi \propto a^{-3}$; in a particle interpretation, the field is a Bose condensate of zero-momentum particles. We will therefore have

$$\rho_\phi(a) \sim \frac{1}{2} m_\phi^2 \phi_*^2 \left(\frac{a_*}{a} \right)^3, \quad (123)$$

which leads to a density parameter today

$$\Omega_{0,\phi} \sim \left(\frac{\phi_*^4 m_\phi}{10^{-19} \text{ GeV}^5} \right)^{1/2}. \quad (124)$$

A classic example of a non-thermal relic produced by vacuum displacement is the QCD axion, which has a typical primordial value $\langle \phi \rangle \sim f_{\text{PQ}}$ and a mass $m_\phi \sim \Lambda_{\text{QCD}}^2 / f_{\text{PQ}}$, where f_{PQ} is the Peccei-Quinn symmetry-breaking scale and $\Lambda_{\text{QCD}} \sim 0.3 \text{ GeV}$ is the QCD scale [1]. In this case, plugging in numbers reveals

$$\Omega_{0,\phi} \sim \left(\frac{f_{\text{PQ}}}{10^{13} \text{ GeV}} \right)^{3/2}. \quad (125)$$

The Peccei-Quinn scale is essentially a free parameter from a theoretical point of view, but experiments and astrophysical constraints have ruled out most values except for a small window around $f_{\text{PQ}} \sim 10^{12} \text{ GeV}$. The axion therefore remains a viable dark matter candidate [115, 116]. Note that, even though dark matter axions are very light ($\Lambda_{\text{QCD}}^2 / f_{\text{PQ}} \sim 10^{-4} \text{ eV}$), they are extremely non-relativistic, which can be traced to the non-thermal nature of their production process. (Another important way to produce axions is through the decay of axion cosmic strings [1, 117].)

4.5 Primordial Nucleosynthesis

Given our time constraints, even some of the more important concepts in cosmology cannot be dealt with in significant detail. We have chosen just to give a cursory treatment to primordial nucleosynthesis, although its importance as a crucial piece of evidence in favor of the big bang model and its usefulness in bounding any new physics of cosmological relevance cannot be overstated.

Observations of primordial nebulae reveal abundances of the light elements unexplained by stellar nucleosynthesis. Although it does a great disservice to the analytic and numerical work required, not to mention the difficulties of measuring the abundances, we will just state that the study of nuclear processes in the background of an expanding cooling universe yields a remarkable concordance between theory and experiment.

At temperatures below 1 MeV, the weak interactions are frozen out and neutrons and protons cease to interconvert. The equilibrium abundance of neutrons at this temperature is about 1/6 the abundance of protons (due to the slightly larger neutron mass). The neutrons have a finite lifetime ($\tau_n = 890 \text{ sec}$) that is somewhat larger than the age of the universe at this epoch, $t(1 \text{ MeV}) \approx 1 \text{ sec}$, but they begin to gradually decay into protons and

leptons. Soon thereafter, however, we reach a temperature somewhat below 100 keV, and Big-Bang nucleosynthesis (BBN) begins. (The nuclear binding energy per nucleon is typically of order 1 MeV, so you might expect that nucleosynthesis would occur earlier; however, the large number of photons per nucleon prevents nucleosynthesis from taking place until the temperature drops below 100 keV.) At that point the neutron/proton ratio is approximately 1/7. Of all the light nuclei, it is energetically favorable for the nucleons to reside in ${}^4\text{He}$, and indeed that is what most of the free neutrons are converted into; for every two neutrons and fourteen protons, we end up with one helium nucleus and twelve protons. Thus, about 25% of the baryons by mass are converted to helium. In addition, there are trace amounts of deuterium (approximately 10^{-5} deuterons per proton), ${}^3\text{He}$ (also $\sim 10^{-5}$), and ${}^7\text{Li}$ ($\sim 10^{-10}$).

Of course these numbers are predictions, which are borne out by observations of the primordial abundances of light elements. (Heavier elements are not synthesized in the Big Bang, but require supernova explosions in the later universe.) We have glossed over numerous crucial details, especially those which explain how the different abundances depend on the cosmological parameters. For example, imagine that we deviate from the Standard Model by introducing more than three light neutrino species. This would increase the radiation energy density at a fixed temperature, which in turn decreases the timescales associated with a given temperature (since $t \sim H^{-1} \propto \rho_{\text{R}}^{-1/2}$). Nucleosynthesis would therefore happen somewhat earlier, resulting in a higher abundance of neutrons, and hence in a larger abundance of ${}^4\text{He}$. Observations of the primordial helium abundance, which are consistent with the Standard Model prediction, provided the first evidence that the number of light neutrinos is actually three.

The most amazing fact about nucleosynthesis is that, given that the universe is radiation dominated during the relevant epoch (and the physics of general relativity and the Standard Model), the relative abundances of the light elements depend essentially on just one parameter, the *baryon to entropy ratio*

$$\eta \equiv \frac{n_B}{s} = \frac{n - n_{\bar{b}}}{s}, \quad (126)$$

where $n_B = n_b - n_{\bar{b}}$ is the difference between the number of baryons and antibaryons per unit volume. The range of η consistent with the deuterium and ${}^3\text{He}$ primordial abundances is

$$2.6 \times 10^{-10} < \eta < 6.2 \times 10^{-10}. \quad (127)$$

Very recently this number has been independently determined to be

$$\eta = 6.1 \times 10^{-10} \begin{matrix} +0.3 \times 10^{-10} \\ -0.2 \times 10^{-10} \end{matrix} \quad (128)$$

from precise measurements of the relative heights of the first two microwave background (CMB) acoustic peaks by the WMAP satellite. This is illustrated in figure (4.9) and we will have a lot more to say about this quantity later when we discuss baryogenesis.

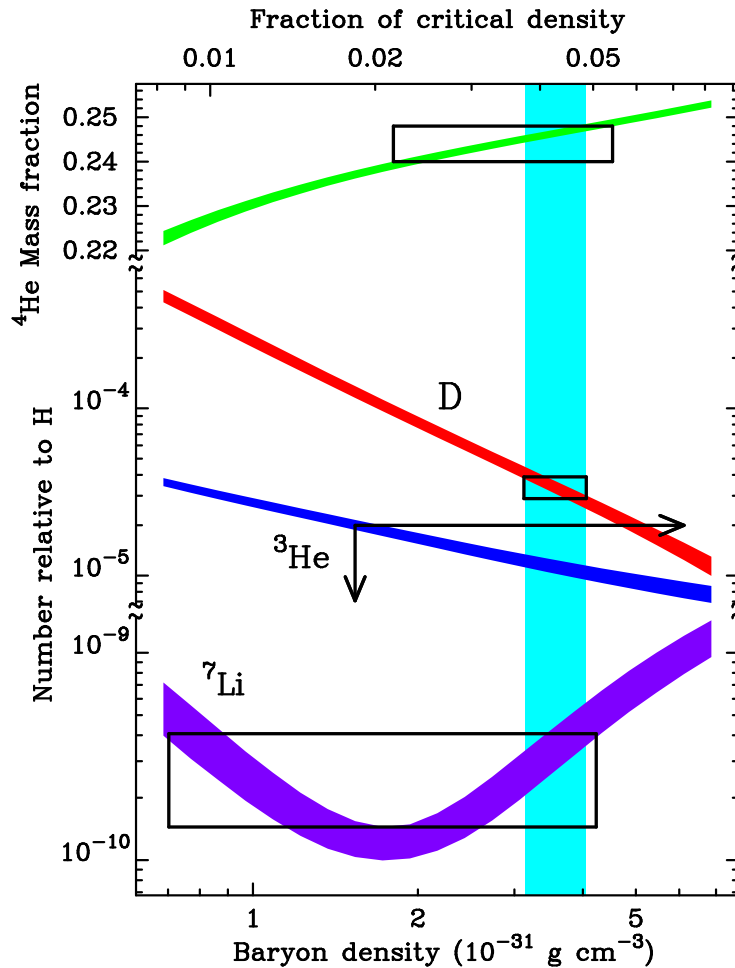


Figure 4.9: Abundances of light elements produced by BBN, as a function of the baryon density. The vertical strip indicates the concordance region favored by observations of primordial abundances. From [47].

4.6 Finite Temperature Phase Transitions

We have hinted at the need to go beyond perfect fluid sources for the Einstein equations if we are to unravel some of the mysteries left by the standard cosmology. Given our modern understanding of particle physics, it is natural to consider using field theory to model matter at early times in the universe. The effect of cosmic expansion and the associated thermodynamics yield some fascinating phenomena when combined with such a field theory approach. One significant example is provided by finite temperature phase transitions.

Rather than performing a detailed calculation in finite-temperature field theory, we will illustrate this with a rough argument. Consider a theory of a single real scalar field ϕ at zero

temperature, interacting with a second real scalar field χ . The Lagrangian density is

$$\mathcal{L} = -\frac{1}{2}\partial_\mu\phi\partial^\mu\phi - \frac{1}{2}\partial_\mu\chi\partial^\mu\chi - V(\phi, T=0) - \frac{g}{2}\phi^2\chi^2, \quad (129)$$

with potential

$$V(\phi, T=0) = -\frac{\mu^2}{2}\phi^2 + \frac{\lambda}{4}\phi^4, \quad (130)$$

where μ is a parameter with dimensions of mass and λ and g are dimensionless coupling constants.

Now, consider what the effective theory for ϕ looks like if we assume that χ is in thermal equilibrium. In this case, we may replace χ by the temperature T to obtain a Lagrangian for ϕ only, with *finite temperature effective potential* given by

$$V(\phi, T) = \frac{1}{2}(gT^2 - \mu^2)\phi^2 + \frac{\lambda}{4}\phi^4. \quad (131)$$

This simple example demonstrates a very significant result. At zero temperature, all your particle physics intuition tells you correctly that the theory is spontaneously broken, in this case the global \mathcal{Z}_2 symmetry of the Lagrangian is broken by the ground state value $\langle\phi\rangle \neq 0$ (we shall see more of this soon). However, at temperatures above the critical temperature T_c given by

$$T_c = \frac{\mu}{\sqrt{g}}, \quad (132)$$

the full \mathcal{Z}_2 symmetry of the Lagrangian is respected by the finite temperature ground state, which is now at $\langle\phi\rangle = 0$. This behavior is known as finite temperature symmetry restoration, and its inverse, occurring as the universe cools, is called finite temperature spontaneous symmetry breaking.

Zero temperature unification and symmetry breaking are fundamental features of modern particle physics models. For particle physicists this amounts to the statement that the chosen vacuum state of a gauge field theory is one which does not respect the underlying symmetry group of the Lagrangian.

The melding of ideas from particle physics and cosmology described above leads us to speculate that matter in the early universe was described by a unified gauge field theory based on a simple continuous Lie group, G . As a result of the extreme temperatures of the early universe, the vacuum state of the theory respected the full symmetry of the Lagrangian. As the universe cooled, we hypothesize that the gauge theory underwent a series of *spontaneous symmetry breakings* (SSB) until matter was finally described by the unbroken gauge groups of QCD and QED. Schematically the symmetry breaking can be represented by

$$G \rightarrow H \rightarrow \dots \rightarrow SU(3)_c \times SU(2)_L \times U(1)_Y \rightarrow SU(3)_c \times U(1)_{em}. \quad (133)$$

The group G is known as the grand unified gauge group and the initial breaking $G \rightarrow H$ and is expected to take place at 10^{16}GeV , as we discuss below.

Let us briefly set up the mathematical description of SSB which will be useful later when we discuss topological properties of the theory.

Consider a gauge field theory described by a continuous group G . Denote the vacuum state of the theory by $|0\rangle$. Then, given $g(x) \in G$, the state $g(x)|0\rangle$ is also a vacuum. Suppose all vacuum states are of the form $g|0\rangle$ but that the state $|0\rangle$ is invariant only under a subgroup $H \subset G$. Then the symmetry of the theory is said to have been spontaneously broken from G to H . Let us define two vacuum states $|0\rangle_A$ and $|0\rangle_B$ to represent the same state under the broken group if $g|0\rangle_A = |0\rangle_B$ for some $g \in G$. We write $|0\rangle_A \sim |0\rangle_B$ and the distinguishable vacua of the theory are equivalence classes under \sim and are the cosets of H in G . Then the *vacuum manifold*, the space of all accessible vacua of the theory, is the coset space

$$\mathcal{M} = G/H . \quad (134)$$

Given that we believe the universe evolved through a sequence of such symmetry breakings, there are many questions we can ask about the cosmological implications of the scheme and many ways in which we can constrain and utilize the possible breaking patterns.

4.7 Topological Defects

In a quantum field theory, small oscillations around the vacuum appear as particles. If the space of possible vacuum states is topologically nontrivial, however, there arises the possibility of another kind of solitonic object: a *topological defect*. Consider a field theory described by a continuous symmetry group G which is spontaneously broken to a subgroup $H \subset G$. Recall that the space of all accessible vacua of the theory, the *vacuum manifold*, is defined to be the space of cosets of H in G ; $\mathcal{M} \equiv G/H$. Whether the theory admits topological defects depends on whether the vacuum manifold has nontrivial homotopy groups. A homotopy group consists of equivalence classes of maps of spheres (with fixed base point) into the manifold, where two maps are equivalent if they can be smoothly deformed into each other. The homotopy groups defined in terms of n -spheres are denoted π_n .

In general, a field theory with vacuum manifold \mathcal{M} possesses a topological defect of some type if

$$\pi_i(\mathcal{M}) \neq 1 , \quad (135)$$

for some $i = 0, 1, \dots$. In particular, we can have a set of defects, as listed in table 3. In order to get an intuitive picture of the meaning of these topological criteria let us consider the first two.

If $\pi_0(\mathcal{M}) \neq 1$, the manifold \mathcal{M} is disconnected. (A zero-sphere is the set of two points a fixed distance from the origin in \mathbf{R}^1 . The set of topologically equivalent maps with fixed base point from such a sphere into a manifold is simply the set of disconnected pieces into which the manifold falls.) Let's assume for simplicity that the vacuum manifold consists of just two disconnected components \mathcal{M}_1 and \mathcal{M}_2 and restrict ourselves to one spatial dimension. Then, if we apply boundary conditions that the vacuum at $-\infty$ lies in \mathcal{M}_1 and that at $+\infty$ lies in \mathcal{M}_2 , by continuity there must be a point somewhere where the order

Homotopy Constraint	Topological Defect
$\pi_0(\mathcal{M}) \neq 1$	Domain Wall
$\pi_1(\mathcal{M}) \neq 1$	Cosmic String
$\pi_2(\mathcal{M}) \neq 1$	Monopole
$\pi_3(\mathcal{M}) \neq 1$	Texture

Table 3: Topological defects, as described by homotopy groups of the vacuum manifolds of a theory with spontaneously broken symmetry.

parameter does not lie in the vacuum manifold as the field interpolates between the two vacua. The region in which the field is out of the vacuum is known as a *domain wall*.

Similarly, suppose $\pi_1(\mathcal{M}) \neq 1$. This implies that the vacuum manifold is not simply-connected: there are non-contractible loops in the manifold. The order parameter for such a situation may be considered complex and if, when traveling around a closed curve in space, the phase of the order parameter changes by a non-zero multiple of 2π , by continuity there is a point within the curve where the field is out of the vacuum manifold. Continuity in the direction perpendicular to the plane of the curve implies that there exists a line of such points. This is an example of a cosmic string or line defect. Since we shall mostly concentrate on these defects let us now give a detailed analysis of the simplest example, the *Nielsen-Olesen vortex* in the *Abelian Higgs model*.

Consider a complex scalar field theory based on the Abelian gauge group $U(1)$. The Lagrangian density for this model is

$$\mathcal{L} = -\frac{1}{2}(D_\mu\varphi)^*D^\mu\varphi - \frac{1}{4}F_{\mu\nu}F^{\mu\nu} - V(\varphi) , \quad (136)$$

where $\varphi(x)$ is the complex scalar field, the covariant derivative, D_μ , and field strength tensor $F_{\mu\nu}$ are defined in terms of the Abelian gauge field A_μ as

$$D_\mu\varphi \equiv (\partial_\mu + ieA_\mu)\varphi , \quad (137)$$

$$F_{\mu\nu} \equiv \partial_\mu A_\nu - \partial_\nu A_\mu , \quad (138)$$

and the symmetry breaking (or ‘‘Mexican hat’’) potential is

$$V(\varphi) = \frac{\lambda}{4}(\varphi^*\varphi - \eta^2)^2 . \quad (139)$$

Here e is the gauge coupling constant and η is a parameter that represents the scale of the symmetry breaking. In preparation for our discussion of the more general cosmological situation, let us note that at high temperatures the Lagrangian contains temperature-dependent corrections given by

$$V(\varphi) \rightarrow V(\varphi) + CT^2\varphi^2 + \dots , \quad (140)$$

where C is a constant. For $T > T_c$, where T_c is defined by

$$T_c^2 = \frac{\lambda}{2C}\eta^2, \quad (141)$$

we see that

$$V(\varphi) = \frac{\lambda}{4}(\varphi^*\varphi) + \frac{\lambda}{2}\eta^2 \left(\frac{T^2}{T_c^2} - 1 \right) \varphi^*\varphi + \frac{\lambda}{4}\eta^2 \quad (142)$$

is minimized by $\langle\varphi\rangle = 0$. However, for $T < T_c$, minimizing the above expression with respect to φ yields a minimum at

$$\langle\varphi\rangle^2 = \eta^2 \left(1 - \frac{T^2}{T_c^2} \right). \quad (143)$$

Thus, for $T > T_c$ the full symmetry group $G = U(1)$ is restored and the vacuum expectation value of the φ -field is zero. As the system cools, there is a phase transition at the critical temperature T_c and the vacuum symmetry is spontaneously broken, in this case entirely:

$$G = U(1) \longrightarrow 1 = H. \quad (144)$$

The vacuum manifold is

$$\mathcal{M} \equiv G/H = U(1)/1 = U(1) = \{\varphi : \varphi = \eta e^{i\alpha}, 0 \leq \alpha \leq 2\pi\}. \quad (145)$$

The group $U(1)$ is topologically a circle, so

$$\mathcal{M} = S^1. \quad (146)$$

The set of topologically equivalent ways to map one circle to another circle is given by the integers. (We can wrap it any number of times in either sense.) The first homotopy group is therefore the integers. Calculating homotopy groups in general is difficult, but for S^1 all of the other groups are trivial. We therefore have

$$\pi_0(S^1) = 1 \quad (147)$$

$$\pi_1(S^1) = \mathcal{Z} \quad (148)$$

$$\pi_2(S^1) = 1 \quad (149)$$

$$\pi_3(S^1) = 1. \quad (150)$$

The Abelian Higgs model therefore allows for cosmic strings.

To see how strings form in this model, consider what happens as T decreases through T_c . The symmetry breaks and the field acquires a VEV given by

$$\langle\varphi\rangle = \eta e^{i\alpha}, \quad (151)$$

where α may be chosen differently in different regions of space, as implied by causality (we shall discuss this shortly). The requirement that $\langle\varphi\rangle$ be single valued implies that around any closed curve in space the change $\Delta\alpha$ in α must satisfy

$$\Delta\alpha = 2\pi n, \quad n \in \mathcal{Z}. \quad (152)$$

If for a given loop we have $n \neq 0$, then we can see that any 2-surface bounded by the loop must contain a singular point, for if not then we can continuously contract the loop to a point, implying that $n = 0$ which is a contradiction. At this singular point the phase, α , is undefined and $\langle \varphi \rangle = 0$. Further, $\langle \varphi \rangle$ must be zero all along an infinite or closed curve, since otherwise we can contract our loop without encountering a singularity. We identify this infinite or closed curve of false vacuum points as the core of our string. We shall restrict our attention to the case where $n = 1$, since this is the most likely configuration.

The first discussion of string solutions to the Abelian Higgs model is due to Nielsen and Olesen. Assume the string is straight and that the core is aligned with the z -axis. In cylindrical polar coordinates, (r, θ) , let us make the ansatz

$$\begin{aligned}\varphi &= \eta X(r) e^{i\theta} , \\ A_\mu &= \frac{1}{e} Y(r) \partial_\mu \theta .\end{aligned}\tag{153}$$

The Lagrangian then yields the simplified equations of motion

$$\begin{aligned}-X'' - \frac{X'}{r} + \frac{Y^2 X}{r^2} + \frac{\lambda \eta^2}{2} X(X^2 - 1) &= 0 , \\ -Y'' + \frac{Y'}{r} + \frac{2e^2 \eta^2 X^2 Y}{\lambda} &= 0 ,\end{aligned}\tag{154}$$

where a prime denotes differentiation with respect to r . It is not possible to solve these equations analytically, but asymptotically we have

$$\begin{aligned}X &\sim r \quad , \quad Y = 1 + \mathcal{O}(r^2) ; \text{ as } r \rightarrow 0 , \\ X &\sim 1 - \mathcal{O}\left(\frac{e^{-\lambda^{1/2}\eta r}}{\sqrt{\eta r}}\right) \quad , \quad Y \sim \mathcal{O}(\sqrt{\eta r} e^{-2^{1/2}e\eta r}) ; \text{ as } r \rightarrow \infty .\end{aligned}\tag{155}$$

This solution corresponds to a string centered on the z -axis, with a central magnetic core of width $\sim (e\eta)^{-1}$ carrying a total magnetic flux

$$\Phi = \oint_{r=\infty} A_\mu dx^\mu = -\frac{2\pi}{e} .\tag{156}$$

The core region over which the Higgs fields are appreciably non-zero has width $\sim (\lambda^{1/2}\eta)^{-1}$. Note that these properties depend crucially on the fact that we started with a gauged symmetry. A spontaneously broken global symmetry with nontrivial $\pi_i(\mathcal{M})$ would still produce cosmic strings, but they would be much less localized, since there would be no gauge fields to cancel the scalar gradients at large distances.

Strings are characterized by their *tension*, which is the energy per unit length. For the Nielsen-Olesen solution just discussed, the tension is approximately

$$\mu \sim \eta^2 .\tag{157}$$

Thus, the energy of the string is set by the expectation value of the order parameter responsible for the symmetry breaking. This behavior is similarly characteristic of other kinds of topological defects. Again, global defects are quite different; the tension of a global string actually diverges, due to the slow fall-off of the energy density as we move away from the string core. It is often convenient to parameterize the tension by the dimensionless quantity $G\mu$, so that a Planck-scale string would have $G\mu \sim 1$.

From the above discussion we can see that cosmology provides us with a unique opportunity to explore the rich and complex structure of particle physics theories. Although the topological solutions discussed above exist in the theory at zero temperature, there is no mechanism within the theory to produce these objects. The topological structures contribute a set of zero measure in the phase space of possible solutions to the theory and hence the probability of production in particle processes is exponentially suppressed. What the cosmological evolution of the vacuum supplies is a concrete causal mechanism for producing these long lived exotic solutions.

At this point it is appropriate to discuss how many of these defects we expect to be produced at a cosmological phase transition. In the cosmological context, the mechanism for the production of defects is known as *the Kibble mechanism*. The guiding principle here is causality. As the phase transition takes place, the maximum causal distance imposed on the theory by cosmology is simply the Hubble distance – the distance which light can have traveled since the big bang.

As we remarked above, as the temperature of the universe falls well below the critical temperature of the phase transition, T_c , the expectation value of the order parameter takes on a definite value ($\sim \eta e^{i\alpha}$ in the Abelian Higgs model) in each region of space. However, at temperatures around the critical temperature we expect that thermal fluctuations in $\langle\phi\rangle$ will be large so that as the universe cools it will split into domains with different values of α in different domains. This is the crucial role played by the cosmological evolution.

The Kibble mechanism provides us with an order of magnitude upper bound for the size of such a region as the causal horizon size at the time of the phase transition. The boundaries between the domains will be regions where the phase of $\langle\phi\rangle$ changes smoothly. If the phase changes by $2\pi n$ for some $n \neq 0$ when traversing a loop in space, then any surface bounded by that loop intersects a cosmic string. These strings must be horizon-sized or closed loops. Numerical simulations of cosmic string formation indicate that the initial distribution of strings consists of 80% horizon-sized and 20% loops by mass. If we consider the temperature at which there is insufficient thermal energy to excite a correlation volume back into the unbroken state, the *Ginsburg temperature*, T_G , then, given the assumption of thermal equilibrium above the phase transition, a much improved estimate for the initial separation of the defects can be derived and is given by

$$\xi(t_G) \sim \lambda^{-1} \eta^{-1} ,$$

where λ is the self coupling of the order parameter. This separation is microscopic.

Interesting bounds on the tension of cosmic strings produced by the Kibble mechanism arise from two sources: perturbations of the CMB, and gravitational waves. Both arise

because the motions of heavy strings moving at relativistic velocities lead to time-dependent gravitational fields. The actual values of the bounds are controversial, simply because it is difficult to accurately model the nonlinear evolution of a string network, and the results can be sensitive to what assumptions are made. Nevertheless, the CMB bounds amount roughly to [118, 119, 120, 121]

$$G\mu \leq 10^{-6} . \quad (158)$$

This corresponds roughly to strings at the GUT scale, 10^{16} GeV, which is certainly an interesting value. Bounds from gravitational waves come from two different techniques: direct observation, and indirect measurement through accurate pulsar timings. Currently, pulsar timing measurements are more constraining, and give a bound similar to that from the CMB [122]. Unlike the CMB measurements, however, gravitational wave observatories will become dramatically better in the near future, through operations of ground-based observatories such as LIGO as well as satellites such as LISA. These experiments should be able to improve the bounds on $G\mu$ by several orders of magnitude [123].

Now that we have established the criteria necessary for the production of topological defects in spontaneously broken theories, let us apply these conditions to the best understood physical example, the electroweak phase transition. As we remarked earlier, the GWS theory is based on the gauge group $SU(2)_L \times U(1)_Y$. At the phase transition this breaks to pure electromagnetism, $U(1)_{em}$. Thus, the vacuum manifold is the space of cosets

$$\mathcal{M}_{EW} = [SU(2) \times U(1)]/U(1) , \quad (159)$$

This looks complicated but in fact this space is topologically equivalent to the three-sphere, S^3 . The homotopy groups of the three-sphere are

$$\pi_0(S^3) = 1 \quad (160)$$

$$\pi_1(S^3) = 1 \quad (161)$$

$$\pi_2(S^3) = 1 \quad (162)$$

$$\pi_3(S^3) = \mathcal{Z} . \quad (163)$$

(Don't be fooled into thinking that all homotopy groups of spheres vanish except in the dimensionality of the sphere itself; for example, $\pi_3(S^2) = \mathcal{Z}$.)

Thus, the electroweak model does not lead to walls, strings, or monopoles. It does lead to what we called “texture,” which deserves further comment. In a theory where $\pi_3(\mathcal{M})$ is nontrivial but the other groups vanish, we can always map three-dimensional space smoothly into the vacuum manifold; there will not be a defect where the field climbs out of \mathcal{M} . However, if we consider field configurations which approach a unique value at spatial infinity, they will fall into homotopy classes characterized by elements of $\pi_3(\mathcal{M})$; configurations with nonzero winding will be textures. If the symmetry is global, such configurations will necessarily contain gradient energies from the scalar fields. The energy perturbations caused by global textures were, along with cosmic strings, formerly popular as a possible origin of

structure formation in the universe [124, 125]; the predictions of these theories are inconsistent with the sharp acoustic peaks observed in the CMB, so such models are no longer considered viable.

In the standard model, however, the broken symmetry is gauged. In this case there is no need for gradient energies, since the gauge field can always be chosen to cancel them; equivalently, “texture” configurations can always be brought to the vacuum by a gauge transformation. However, *transitions* from one texture configuration to one with a different winding number are gauge invariant. These transitions will play a role in electroweak baryon number violation, discussed in the next section.

4.8 Baryogenesis

The symmetry between particles and antiparticles [126, 127], firmly established in collider physics, naturally leads to the question of why the observed universe is composed almost entirely of matter with little or no primordial antimatter.

Outside of particle accelerators, antimatter can be seen in cosmic rays in the form of a few antiprotons, present at a level of around 10^{-4} in comparison with the number of protons (for example see [128]). However, this proportion is consistent with secondary antiproton production through accelerator-like processes, $p + p \rightarrow 3p + \bar{p}$, as the cosmic rays stream towards us. Thus there is no evidence for primordial antimatter in our galaxy. Also, if matter and antimatter galaxies were to coexist in clusters of galaxies, then we would expect there to be a detectable background of γ -radiation from nucleon-antinucleon annihilations within the clusters. This background is not observed and so we conclude that there is negligible antimatter on the scale of clusters (For a review of the evidence for a baryon asymmetry see [129].)

More generally, if large domains of matter and antimatter exist, then annihilations would take place at the interfaces between them. If the typical size of such a domain was small enough, then the energy released by these annihilations would result in a diffuse γ -ray background and a distortion of the cosmic microwave radiation, neither of which is observed.

While the above considerations put an experimental upper bound on the amount of antimatter in the universe, strict quantitative estimates of the relative abundances of baryonic matter and antimatter may also be obtained from the standard cosmology. The baryon number density does not remain constant during the evolution of the universe, instead scaling like a^{-3} , where a is the cosmological scale factor [130]. It is therefore convenient to define the baryon asymmetry of the universe in terms of the quantity

$$\eta \equiv \frac{n_B}{s} , \tag{164}$$

defined earlier. Recall that the range of η consistent with the deuterium and ${}^3\text{He}$ primordial abundances is

$$2.6 \times 10^{-10} < \eta < 6.2 \times 10^{-10} . \tag{165}$$

Thus the natural question arises; as the universe cooled from early times to today, what processes, both particle physics and cosmological, were responsible for the generation of

this very specific baryon asymmetry? (For reviews of mechanisms to generate the baryon asymmetry, see

As pointed out by Sakharov [131], a small baryon asymmetry η may have been produced in the early universe if three necessary conditions are satisfied

- baryon number (B) violation,
- violation of C (charge conjugation symmetry) and CP (the composition of parity and C),
- departure from thermal equilibrium.

The first condition should be clear since, starting from a baryon symmetric universe with $\eta = 0$, baryon number violation must take place in order to evolve into a universe in which η does not vanish. The second Sakharov criterion is required because, if C and CP are exact symmetries, one can prove that the total rate for any process which produces an excess of baryons is equal to the rate of the complementary process which produces an excess of antibaryons and so no net baryon number can be created. That is to say that the thermal average of the baryon number operator B , which is odd under both C and CP , is zero unless those discrete symmetries are violated. CP violation is present either if there are complex phases in the Lagrangian which cannot be reabsorbed by field redefinitions (explicit breaking) or if some Higgs scalar field acquires a VEV which is not real (spontaneous breaking). We will discuss this in detail shortly.

Finally, to explain the third criterion, one can calculate the equilibrium average of B at a temperature $T = 1/\beta$:

$$\begin{aligned} \langle B \rangle_T &= \text{Tr} (e^{-\beta H} B) = \text{Tr} [(CPT)(CPT)^{-1} e^{-\beta H} B] \\ &= \text{Tr} (e^{-\beta H} (CPT)^{-1} B (CPT)) = -\text{Tr} (e^{-\beta H} B) , \end{aligned} \quad (166)$$

where we have used that the Hamiltonian H commutes with CPT . Thus $\langle B \rangle_T = 0$ in equilibrium and there is no generation of net baryon number.

Of the three Sakharov conditions, baryon number violation and C and CP violation may be investigated only within a given particle physics model, while the third condition – the departure from thermal equilibrium – may be discussed in a more general way, as we shall see (for baryogenesis reviews see [132, 133, 9, 10, 134, 135, 136].) Let us discuss the Sakharov criteria in more detail.

4.9 Baryon Number Violation

4.9.1 B -violation in Grand Unified Theories

As discussed earlier, Grand Unified Theories (GUTs) [137] describe the fundamental interactions by means of a unique gauge group G which contains the Standard Model (SM) gauge group $SU(3)_C \otimes SU(2)_L \otimes U(1)_Y$. The fundamental idea of GUTs is that at energies higher

than a certain energy threshold M_{GUT} the group symmetry is G and that, at lower energies, the symmetry is broken down to the SM gauge symmetry, possibly through a chain of symmetry breakings. The main motivation for this scenario is that, at least in supersymmetric models, the (running) gauge couplings of the SM unify [138, 139, 140] at the scale $M_{\text{GUT}} \simeq 2 \times 10^{16}$ GeV, hinting at the presence of a GUT involving a higher symmetry with a single gauge coupling.

Baryon number violation seems very natural in GUTs. Indeed, a general property of these theories is that the same representation of G may contain both quarks and leptons, and therefore it is possible for scalar and gauge bosons to mediate gauge interactions among fermions having different baryon number.

4.9.2 B -violation in the Electroweak theory.

It is well-known that the most general renormalizable Lagrangian invariant under the SM gauge group and containing only color singlet Higgs fields is automatically invariant under global abelian symmetries which may be identified with the baryonic and leptonic symmetries. These, therefore, are accidental symmetries and as a result it is not possible to violate B and L at tree-level or at any order of perturbation theory. Nevertheless, in many cases the perturbative expansion does not describe all the dynamics of the theory and, indeed, in 1976 't Hooft [141] realized that nonperturbative effects (instantons) may give rise to processes which violate the combination $B + L$, but not the orthogonal combination $B - L$. The probability of these processes occurring today is exponentially suppressed and probably irrelevant. However, in more extreme situations – like the primordial universe at very high temperatures [142, 143, 144, 145] – baryon and lepton number violating processes may be fast enough to play a significant role in baryogenesis. Let us have a closer look.

At the quantum level, the baryon and the lepton symmetries are anomalous [146, 147], so that their respective Noether currents j_B^μ and j_L^μ are no longer conserved, but satisfy

$$\partial_\mu j_B^\mu = \partial_\mu j_L^\mu = n_f \left(\frac{g^2}{32\pi^2} W_{\mu\nu}^a \tilde{W}^{a\mu\nu} - \frac{g'^2}{32\pi^2} F_{\mu\nu} \tilde{F}^{\mu\nu} \right), \quad (167)$$

where g and g' are the gauge couplings of $SU(2)_L$ and $U(1)_Y$, respectively, n_f is the number of families and $\tilde{W}^{\mu\nu} = (1/2)\epsilon^{\mu\nu\alpha\beta}W_{\alpha\beta}$ is the dual of the $SU(2)_L$ field strength tensor, with an analogous expression holding for \tilde{F} . To understand how the anomaly is closely related to the vacuum structure of the theory, we may compute the change in baryon number from time $t = 0$ to some arbitrary final time $t = t_f$. For transitions between vacua, the average values of the field strengths are zero at the beginning and the end of the evolution. The change in baryon number may be written as

$$\Delta B = \Delta N_{CS} \equiv n_f [N_{CS}(t_f) - N_{CS}(0)]. \quad (168)$$

where the Chern-Simons number is defined to be

$$N_{CS}(t) \equiv \frac{g^2}{32\pi^2} \int d^3x \epsilon^{ijk} \text{Tr} \left(A_i \partial_j A_k + \frac{2}{3} ig A_i A_j A_k \right), \quad (169)$$

where A_i is the $SU(2)_L$ gauge field. Although the Chern-Simons number is not gauge invariant, the change ΔN_{CS} is. Thus, changes in Chern-Simons number result in changes in baryon number which are integral multiples of the number of families n_f (with $n_f = 3$ in the real world). Gauge transformations $U(x)$ which connects two degenerate vacua of the gauge theory may change the Chern-Simons number by an integer n , the winding number.

If the system is able to perform a transition from the vacuum $\mathcal{G}_{\text{vac}}^{(n)}$ to the closest one $\mathcal{G}_{\text{vac}}^{(n\pm 1)}$, the Chern-Simons number is changed by unity and $\Delta B = \Delta L = n_f$. Each transition creates 9 left-handed quarks (3 color states for each generation) and 3 left-handed leptons (one per generation).

However, adjacent vacua of the electroweak theory are separated by a ridge of configurations with energies larger than that of the vacuum. The lowest energy point on this ridge is a saddle point solution to the equations of motion with a single negative eigenvalue, and is referred to as the *sphaleron* [143, 144]. The probability of baryon number nonconserving processes at zero temperature has been computed by 't Hooft [141] and is highly suppressed.

The thermal rate of baryon number violation in the *broken* phase is

$$\Gamma_{sp}(T) = \mu \left(\frac{M_W}{\alpha_W T} \right)^3 M_W^4 \exp \left(-\frac{E_{sph}(T)}{T} \right), \quad (170)$$

where μ is a dimensionless constant. Although the Boltzmann suppression in (170) appears large, it is to be expected that, when the electroweak symmetry becomes restored at a temperature of around 100 GeV, there will no longer be an exponential suppression factor. A simple estimate is that the rate per unit volume of sphaleron events is

$$\Gamma_{sp}(T) = \kappa (\alpha_W T)^4, \quad (171)$$

with κ another dimensionless constant. The rate of sphaleron processes can be related to the diffusion constant for Chern-Simons number by a fluctuation-dissipation theorem [148] (for a good description of this see [134]).

4.9.3 CP violation

CP violation in GUTs arises in loop-diagram corrections to baryon number violating bosonic decays. Since it is necessary that the particles in the loop also undergo B -violating decays, the relevant particles are the X , Y , and H_3 bosons in the case of $SU(5)$.

In the electroweak theory things are somewhat different. Since only the left-handed fermions are $SU(2)_L$ gauge coupled, C is maximally broken in the SM. Moreover, CP is known not to be an exact symmetry of the weak interactions. This is seen experimentally in the neutral kaon system through K_0, \bar{K}_0 mixing. Thus, CP violation is a natural feature of the standard electroweak model.

While this is encouraging for baryogenesis, it turns out that this particular source of CP violation is not strong enough. The relevant effects are parameterized by a dimensionless constant which is no larger than 10^{-20} . This appears to be much too small to account for the observed BAU and, thus far, attempts to utilize this source of CP violation for electroweak

baryogenesis have been unsuccessful. In light of this, it is usual to extend the SM in some fashion that increases the amount of CP violation in the theory while not leading to results that conflict with current experimental data. One concrete example of a well-motivated extension in the minimal supersymmetric standard model (MSSM).

4.9.4 Departure from Thermal Equilibrium

In some scenarios, such as GUT baryogenesis, the third Sakharov condition is satisfied due to the presence of superheavy decaying particles in a rapidly expanding universe. These generically fall under the name of out-of-equilibrium decay mechanisms.

The underlying idea is fairly simple. If the decay rate Γ_X of the superheavy particles X at the time they become nonrelativistic (*i.e.* at the temperature $T \sim M_X$) is much smaller than the expansion rate of the universe, then the X particles cannot decay on the time scale of the expansion and so they remain as abundant as photons for $T \lesssim M_X$. In other words, at some temperature $T > M_X$, the superheavy particles X are so weakly interacting that they cannot catch up with the expansion of the universe and they decouple from the thermal bath while they are still relativistic, so that $n_X \sim n_\gamma \sim T^3$ at the time of decoupling.

Therefore, at temperature $T \simeq M_X$, they populate the universe with an abundance which is much larger than the equilibrium one. This overabundance is precisely the departure from thermal equilibrium needed to produce a final nonvanishing baryon asymmetry when the heavy states X undergo B and CP violating decays.

The out-of-equilibrium condition requires very heavy states: $M_X \gtrsim (10^{15} - 10^{16})$ GeV and $M_X \gtrsim (10^{10} - 10^{16})$ GeV, for gauge and scalar bosons, respectively [149], if these heavy particles decay through renormalizable operators.

A different implementation can be found in the electroweak theory. At temperatures around the electroweak scale, the expansion rate of the universe in thermal units is small compared to the rate of baryon number violating processes. This means that the equilibrium description of particle phenomena is extremely accurate at electroweak temperatures. Thus, baryogenesis cannot occur at such low scales without the aid of phase transitions and the question of the order of the electroweak phase transition becomes central.

If the EWPT is second order or a continuous crossover, the associated departure from equilibrium is insufficient to lead to relevant baryon number production [145]. This means that for EWBG to succeed, we either need the EWPT to be strongly first order or other methods of destroying thermal equilibrium to be present at the phase transition. For a first order transition there is an extremum at $\varphi = 0$ which becomes separated from a second local minimum by an energy barrier. At the critical temperature $T = T_c$ both phases are equally favored energetically and at later times the minimum at $\varphi \neq 0$ becomes the global minimum of the theory.

The dynamics of the phase transition in this situation is crucial to most scenarios of electroweak baryogenesis. The essential picture is that around T_c quantum tunneling occurs and nucleation of bubbles of the true vacuum in the sea of false begins. Initially these bubbles are not large enough for their volume energy to overcome the competing surface tension and

they shrink and disappear. However, at a particular temperature below T_c , bubbles just large enough to grow nucleate. These are termed *critical* bubbles, and they expand, eventually filling all of space and completing the transition.

As the bubble walls pass each point in space, the order parameter changes rapidly, as do the other fields, and this leads to a significant departure from thermal equilibrium. Thus, if the phase transition is strongly enough first order it is possible to satisfy the third Sakharov criterion in this way.

A further natural way to depart from equilibrium is provided by the dynamics of topological defects [150, 151, 152, 153]. If, for example, cosmic strings are produced at the GUT phase transition, then the decays of loops of string act as an additional source of superheavy bosons which undergo baryon number violating decays.

When defects are produced at the TeV scale, a detailed analysis of the dynamics of a network of these objects shows that a significant baryon to entropy ratio can be generated if the electroweak symmetry is restored around such a higher scale ordinary defect. Although B -violation can be inefficient along nonsuperconducting strings [154], there remain viable scenarios involving other ordinary defects, superconducting strings or defects carrying baryon number.

4.9.5 Baryogenesis via leptogenesis

Since the linear combination $B - L$ is left unchanged by sphaleron transitions, the baryon asymmetry may be generated from a lepton asymmetry [155, 156, 157] (see also [158, 159].) Indeed, sphaleron transition will reprocess any lepton asymmetry and convert (a fraction of) it into baryon number. This is because $B + L$ must be vanishing and the final baryon asymmetry results to be $B \simeq -L$.

In the SM as well as in its unified extension based on the group $SU(5)$, $B - L$ is conserved and no asymmetry in $B - L$ can be generated. However, adding right-handed Majorana neutrinos to the SM breaks $B - L$ and the primordial lepton asymmetry may be generated by the out-of-equilibrium decay of heavy right-handed Majorana neutrinos N_L^c (in the supersymmetric version, heavy scalar neutrino decays are also relevant for leptogenesis). This simple extension of the SM can be embedded into GUTs with gauge groups containing $SO(10)$. Heavy right-handed Majorana neutrinos can also explain the smallness of the light neutrino masses via the see-saw mechanism [157].

4.9.6 Affleck-Dine Baryogenesis

Finally in this section, we mention briefly a mechanism introduced by Affleck and Dine [160] involving the cosmological evolution of scalar fields carrying baryonic charge.

Consider a colorless, electrically neutral combination of quark and lepton fields. In a supersymmetric theory this object has a scalar superpartner, χ , composed of the corresponding squark \tilde{q} and slepton \tilde{l} fields.

An important feature of supersymmetric field theories is the existence of “flat directions” in field space, on which the scalar potential vanishes. Consider the case where some com-

ponent of the field χ lies along a flat direction. By this we mean that there exist directions in the superpotential along which the relevant components of χ can be considered as a free massless field. At the level of renormalizable terms, flat directions are generic, but supersymmetry breaking and nonrenormalizable operators lift the flat directions and sets the scale for their potential.

During inflation it is likely that the χ field is displaced from the position $\langle\chi\rangle = 0$, establishing the initial conditions for the subsequent evolution of the field. An important role is played at this stage by baryon number violating operators in the potential $V(\chi)$, which determine the initial phase of the field. When the Hubble rate becomes of the order of the curvature of the potential $\sim m_{3/2}$, the condensate starts oscillating around its present minimum. At this time, B -violating terms in the potential are of comparable importance to the mass term, thereby imparting a substantial baryon number to the condensate. After this time, the baryon number violating operators are negligible so that, when the baryonic charge of χ is transferred to fermions through decays, the net baryon number of the universe is preserved by the subsequent cosmological evolution.

The most recent implementations of the Affleck-Dine scenario have been in the context of the minimal supersymmetric standard model [161, 162] in which, because there are large numbers of fields, flat directions occur because of accidental degeneracies in field space.

5 Inflation

In our previous lectures we have described what is known as *the standard cosmology*. This framework is a towering achievement, describing to great accuracy the physical processes leading to the present day universe. However, there remain outstanding issues in cosmology. Many of these come under the heading of initial condition problems and require a more complete description of the sources of energy density in the universe. The most severe of these problems eventually led to a radical new picture of the physics of the early universe - *cosmological inflation* [163, 164, 165], which is the subject of this lecture.

We will begin by describing some of the problems of the standard cosmology.

5.1 The Flatness Problem

The Friedmann equation may be written as

$$\Omega - 1 = \frac{k}{H^2 a^2} , \tag{172}$$

where for brevity we are now writing Ω instead of Ω_{total} . Differentiating this with respect to the scale factor, this implies

$$\frac{d\Omega}{da} = (1 + 3w) \frac{\Omega(\Omega - 1)}{a} . \tag{173}$$

This equation is easily solved, but its most general properties are all that we shall need and they are qualitatively different depending on the sign of $1 + 3w$. There are three fixed points of this differential equation, as given in table 4.

Fixed Point	$1 + 3w > 0$	$1 + 3w < 0$
$\Omega = 0$	attractor	repeller
$\Omega = 1$	repeller	attractor
$\Omega = \infty$	attractor	repeller

Table 4: Behavior of the density parameter near fixed points.

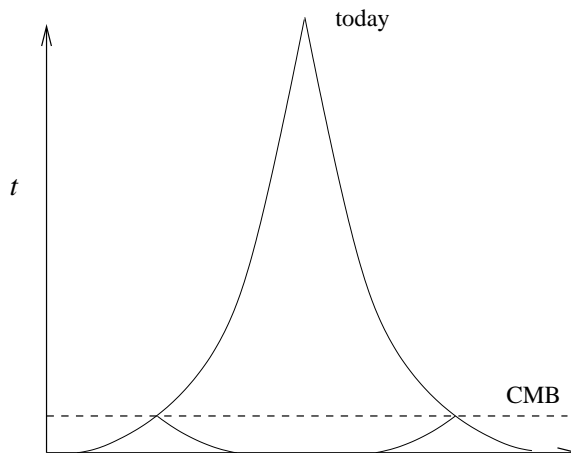


Figure 5.10: Past light cones in a universe expanding from a Big Bang singularity, illustrating particle horizons in cosmology. Points at recombination, observed today as parts of the cosmic microwave background on opposite sides of the sky, have non-overlapping past light cones (in conventional cosmology); no causal signal could have influenced them to have the same temperature.

Observationally we know that $\Omega \simeq 1$ today – *i.e.*, we are very close to the repeller of this differential equation for a universe dominated by ordinary matter and radiation ($w > -1/3$). Even if we only took account of the luminous matter in the universe, we would clearly live in a universe that was far from the attractor points of the equation. It is already quite puzzling that the universe has not reached one of its attractor points, given that the universe has evolved for such a long time. However, we may be more quantitative about this. If the only matter in the universe is radiation and dust, then in order to have Ω in the range observed today requires (conservatively)

$$0 \leq 1 - \Omega \leq 10^{-60} . \quad (174)$$

This remarkable degree of fine tuning is the flatness problem. Within the context of the standard cosmology there is no known explanation of this fine-tuning.

5.2 The Horizon Problem

The *horizon problem* stems from the existence of particle horizons in FRW cosmologies, as discussed in the first lecture. Horizons exist because there is only a finite amount of

time since the Big Bang singularity, and thus only a finite distance that photons can travel within the age of the universe. Consider a photon moving along a radial trajectory in a flat universe (the generalization to non-flat universes is straightforward). In a flat universe, we can normalize the scale factor to

$$a_0 = 1 \tag{175}$$

without loss of generality. A radial null path obeys

$$0 = ds^2 = -dt^2 + a^2 dr^2 , \tag{176}$$

so the comoving (coordinate) distance traveled by such a photon between times t_1 and t_2 is

$$\Delta r = \int_{t_1}^{t_2} \frac{dt}{a(t)} . \tag{177}$$

To get the physical distance as it would be measured by an observer at any time t , simply multiply by $a(t)$. For simplicity let's imagine we are in a matter-dominated universe, for which

$$a = \left(\frac{t}{t_0} \right)^{2/3} . \tag{178}$$

The Hubble parameter is therefore given by

$$\begin{aligned} H &= \frac{2}{3} t^{-1} \\ &= a^{-3/2} H_0 . \end{aligned} \tag{179}$$

Then the photon travels a comoving distance

$$\Delta r = 2H_0^{-1} (\sqrt{a_2} - \sqrt{a_1}) . \tag{180}$$

The comoving horizon size when $a = a_*$ is the distance a photon travels since the Big Bang,

$$r_{\text{hor}}(a_*) = 2H_0^{-1} \sqrt{a_*} . \tag{181}$$

The physical horizon size, as measured on the spatial hypersurface at a_* , is therefore simply

$$d_{\text{hor}}(a_*) = a_* r_{\text{hor}}(a_*) = 2H_*^{-1} . \tag{182}$$

Indeed, for any nearly-flat universe containing a mixture of matter and radiation, at any one epoch we will have

$$d_{\text{hor}}(a_*) \sim H_*^{-1} , \tag{183}$$

where H_*^{-1} is the Hubble distance at that particular epoch. This approximate equality leads to a strong temptation to use the terms ‘‘horizon distance’’ and ‘‘Hubble distance’’ interchangeably; this temptation should be resisted, since inflation can render the former much larger than the latter, as we will soon demonstrate.

The horizon problem is simply the fact that the CMB is isotropic to a high degree of precision, even though widely separated points on the last scattering surface are completely outside each others' horizons. When we look at the CMB we were observing the universe at a scale factor $a_{\text{CMB}} \approx 1/1200$; meanwhile, the comoving distance between a point on the CMB and an observer on Earth is

$$\begin{aligned} \Delta r &= 2H_0^{-1} (1 - \sqrt{a_{\text{CMB}}}) \\ &\approx 2H_0^{-1} . \end{aligned} \tag{184}$$

However, the comoving horizon distance for such a point is

$$\begin{aligned} r_{\text{hor}}(a_{\text{CMB}}) &= 2H_0^{-1} \sqrt{a_{\text{CMB}}} \\ &\approx 6 \times 10^{-2} H_0^{-1} . \end{aligned} \tag{185}$$

Hence, if we observe two widely-separated parts of the CMB, they will have non-overlapping horizons; distinct patches of the CMB sky were causally disconnected at recombination. Nevertheless, they are observed to be at the same temperature to high precision. The question then is, how did they know ahead of time to coordinate their evolution in the right way, even though they were never in causal contact? We must somehow modify the causal structure of the conventional FRW cosmology.

5.3 Unwanted Relics

We have spoken in the last lecture about grand unified theories (GUTs), and also about topological defects. If grand unification occurs with a simple gauge group G , any spontaneous breaking of G satisfies $\pi_2(G/H) = \pi_1(H)$ for any simple subgroup H . In particular, breaking down to the standard model will lead to magnetic monopoles, since

$$\pi_2(G/H) = \pi_1([\text{SU}(3) \times \text{SU}(2) \times \text{U}(1)]/\mathcal{Z}_6) = \mathcal{Z} . \tag{186}$$

(The gauge group of the standard model is, strictly speaking, $[\text{SU}(3) \times \text{SU}(2) \times \text{U}(1)]/\mathcal{Z}_6$. The \mathcal{Z}_6 factor, with which you may not be familiar, only affects the global structure of the group and not the Lie algebra, and thus is usually ignored by particle physicists.)

Using the Kibble mechanism, the expected relic abundance of monopoles works out to be

$$\Omega_{0,\text{mono}} \sim 10^{11} \left(\frac{T_{\text{GUT}}}{10^{14} \text{ GeV}} \right)^3 \left(\frac{m_{\text{mono}}}{10^{16} \text{ GeV}} \right) . \tag{187}$$

This is far too big; the monopole abundance in GUTs is a serious problem for cosmology if GUTs have anything to do with reality.

In addition to monopoles, there may be other model-dependent relics predicted by your favorite theory. If these are incompatible with current limits, it is necessary to find some way to dilute their density in the early universe.

5.4 The General Idea of Inflation

The horizon problem especially is an extremely serious problem for the standard cosmology because at its heart is simply causality. Any solution to this problem is therefore almost certain to require an important modification to how information can propagate in the early universe. Cosmological inflation is such a mechanism.

Before getting into the details of inflation we will just sketch the general idea here. The fundamental idea is that the universe undergoes a period of accelerated expansion, defined as a period when $\ddot{a} > 0$, at early times. The effect of this acceleration is to quickly expand a small region of space to a huge size, diminishing spatial curvature in the process, making the universe extremely close to flat. In addition, the horizon size is greatly increased, so that distant points on the CMB actually are in causal contact and unwanted relics are tremendously diluted, solving the monopole problem. As an unexpected bonus, quantum fluctuations make it impossible for inflation to smooth out the universe with perfect precision, so there is a spectrum of remnant density perturbations; this spectrum turns out to be approximately scale-free, in good agreement with observations of our current universe.

5.5 Slowly-Rolling Scalar Fields

If inflation is to solve the problems of the standard cosmology, then it must be active at extremely early times. Thus, we would like to address the earliest times in the universe amenable to a classical description. We expect this to be at or around the Planck time t_P and since Planckian quantities arise often in inflation we will retain values of the Planck mass in the equations of this section. There are *many* models of inflation, but because of time constraints we will concentrate almost exclusively on the *chaotic inflation* model of Linde. We have borrowed heavily in places here from the excellent text of Liddle and Lyth [7].

Consider modeling matter in the early universe by a real scalar field ϕ , with potential $V(\phi)$. The energy-momentum tensor for ϕ is

$$T_{\mu\nu} = (\nabla_\mu\phi)(\nabla_\nu\phi) - g_{\mu\nu} \left[\frac{1}{2}g^{\alpha\beta}(\nabla_\alpha\phi)(\nabla_\beta\phi) + V(\phi) \right]. \quad (188)$$

For simplicity we will specialize to the homogeneous case, in which all quantities depend only on cosmological time t and set $k = 0$. A homogeneous real scalar field behaves as a perfect fluid with

$$\rho_\phi = \frac{1}{2}\dot{\phi}^2 + V(\phi) \quad (189)$$

$$p_\phi = \frac{1}{2}\dot{\phi}^2 - V(\phi). \quad (190)$$

The equation of motion for the scalar field is given by

$$\ddot{\phi} + 3\frac{\dot{a}}{a}\dot{\phi} + \frac{dV}{d\phi} = 0, \quad (191)$$

which can be thought of as the usual equation of motion for a scalar field in Minkowski space, but with a friction term due to the expansion of the universe. The Friedmann equation with such a field as the sole energy source is

$$H^2 = \frac{8\pi G}{3} \left[\frac{1}{2} \dot{\phi}^2 + V(\phi) \right] . \quad (192)$$

A very specific way in which accelerated expansion can occur is if the universe is dominated by an energy component that approximates a cosmological constant. In that case the associated expansion rate will be exponential, as we have already seen. Scalar fields can accomplish this in an interesting way. From (189) it is clear that if $\dot{\phi}^2 \ll V(\phi)$ then the potential energy of the scalar field is the dominant contribution to both the energy density and the pressure, and the resulting equation of state is $p \simeq -\rho$, approximately that of a cosmological constant. the resulting expansion is certainly accelerating. In a loose sense, this negligible kinetic energy is equivalent to the fields slowly rolling down its potential; an approximation which we will now make more formal.

Technically, the *slow-roll approximation* for inflation involves neglecting the $\ddot{\phi}$ term in (191) and neglecting the kinetic energy of ϕ compared to the potential energy. The scalar field equation of motion and the Friedmann equation then become

$$\dot{\phi} \simeq -\frac{V'(\phi)}{3H} , \quad (193)$$

$$H^2 \simeq \frac{8\pi G}{3} V(\phi) , \quad (194)$$

where in this lecture a prime denotes a derivative with respect to ϕ .

These conditions will hold if the two *slow-roll conditions* are satisfied. These are

$$\begin{aligned} |\epsilon| &\ll 1 \\ |\eta| &\ll 1 , \end{aligned} \quad (195)$$

where the *slow-roll parameters* are given by

$$\epsilon \equiv \frac{M_p^2}{2} \left(\frac{V'}{V} \right)^2 , \quad (196)$$

and

$$\eta \equiv M_p^2 \frac{V''}{V} . \quad (197)$$

It is easy to see that the slow roll conditions yield inflation. Recall that inflation is defined by $\ddot{a}/a > 0$. We can write

$$\frac{\ddot{a}}{a} = \dot{H} + H^2 , \quad (198)$$

so that inflation occurs if

$$\frac{\dot{H}}{H^2} > -1 . \quad (199)$$

But in slow-roll

$$\frac{\dot{H}}{H^2} \simeq -\epsilon , \quad (200)$$

which will be small. Smallness of the other parameter η helps to ensure that inflation will continue for a sufficient period.

It is useful to have a general expression to describe how much inflation occurs, once it has begun. This is typically quantified by the number of *e-folds*, defined by

$$N(t) \equiv \ln \left(\frac{a(t_{\text{end}})}{a(t)} \right) . \quad (201)$$

Usually we are interested in how many efolds occur between a given field value ϕ and the field value at the end of inflation ϕ_{end} , defined by $\epsilon(\phi_{\text{end}}) = 1$. We also would like to express N in terms of the potential. Fortunately this is simple to do via

$$N(t) \equiv \ln \left(\frac{a(t_{\text{end}})}{a(t)} \right) = \int_t^{t_{\text{end}}} H dt \simeq \frac{1}{M_p^2} \int_{\phi}^{\phi_{\text{end}}} \frac{V}{V'} d\phi . \quad (202)$$

The issue of initial conditions for inflation is one that is quite subtle and we will not get into a discussion of that here. Instead we will remain focused on chaotic inflation, in which we assume that the early universe emerges from the Planck epoch with the scalar field taking different values in different parts of the universe, with typically Planckian energies. There will then be some probability for inflation to begin in some places, and we shall focus on those.

5.6 Attractor Solutions in Inflation

For simplicity, let us consider a particularly simple potential

$$V(\phi) = \frac{1}{2} m^2 \phi^2 , \quad (203)$$

where m has dimensions of mass. We shall also assume initial conditions that at the end of the quantum epoch, which we label as $t = 0$, $\rho \sim M_p^4$.

The slow-roll conditions give that, at $t = 0$,

$$\phi = \phi_0 \sim \frac{M_p^2}{m} \sim \frac{M_p}{\epsilon} , \quad (204)$$

where we have defined $\epsilon \equiv m/M_p \ll 1$. We also have

$$H = \alpha \phi , \quad (205)$$

where

$$\alpha \equiv \sqrt{\frac{4\pi}{3}} \epsilon , \quad (206)$$

so that the scalar field equation of motion becomes

$$\ddot{\phi} + 3\alpha\phi\dot{\phi} + m^2\phi = 0 . \quad (207)$$

This is solved by

$$\phi = \phi_0 - \beta t , \quad (208)$$

where $\beta \equiv m^2/3\alpha$. Now, the slow-roll conditions remain satisfied provided that

$$\phi \gg \frac{\beta}{m} = \frac{M_p}{\sqrt{12\pi}} , \quad (209)$$

and therefore, (208) is valid for a time

$$\Delta t \sim \frac{\phi_0}{\beta} \sim \frac{t_P}{\varepsilon^2} . \quad (210)$$

Why is this important? This is important because (208) is an attractor solution! Let's see how this arises. Consider perturbing (208) by writing

$$\phi(t) \rightarrow \phi(t) + \chi(t) , \quad (211)$$

where $\chi(t)$ is a “small” perturbation, substituting in to the equation of motion and linearizing in χ . One obtains

$$\ddot{\chi} + 3\alpha\phi\dot{\chi} = 0 . \quad (212)$$

This equation exhibits two solutions. The first is just a constant, which just serves to move along the trajectory. The second solution is a decaying mode with time constant $t_c = (3\alpha\phi)^{-1}$. Since $t_c \ll \Delta t$, all solutions rapidly decay to (208) - it is an attractor.

5.7 Solving the Problems of the Standard Cosmology

Let's stick with the simple model of the last section. It is rather easy to see that the Einstein equations are solved by

$$a(t) = a(0) \exp \left[\frac{2\pi}{M_p^2} (\phi_0^2 - \phi^2) \right] , \quad (213)$$

as we might expect in inflation. The period of time during which (208) is valid ends at $t \sim \Delta t$, at which

$$a(\Delta t) \sim a(0) \exp \left(\frac{2\pi}{\varepsilon^2} \right) , \quad (214)$$

Now, taking a typical value for m , for which $\varepsilon < 10^{-4}$, we obtain

$$a(\Delta t) \sim a(0) \times 10^{2.7 \times 10^8} . \quad (215)$$

This has a remarkable consequence. A proper distance L_P at $t = 0$ will inflate to a size 10^{10^8} cm after a time $\Delta t \sim 5 \times 10^{-36}$ seconds. It is important at this point to know that

the size of the observable universe today is $H_0^{-1} \sim \text{andhasnothadenough}10^{28}\text{cm}$! Therefore, only a small fraction of the original Planck length comprises today's entire visible universe. Thus, homogeneity over a patch less than or of order the Planck length at the onset of inflation is all that is required to solve the horizon problem. Of course, if we wait sufficiently long we will start to see those inhomogeneities (originally sub-Planckian) that were inflated away. However, if inflation lasts long enough (typically about sixty e-folds or so) then this would not be apparent today. Similarly, any unwanted relics are diluted by the tremendous expansion; so long as the GUT phase transition happens before inflation, monopoles will have an extremely low density.

Inflation also solves the flatness problem. There are a couple of ways to see this. The first is to note that, assuming inflation begins, the curvature term in the Friedmann equation very quickly becomes irrelevant, since it scales as $a(t)^{-2}$. Of course, after inflation, when the universe is full of radiation (and later dust) the curvature term redshifts more slowly than both these components and will eventually become more important than both of them. However, if inflation lasts sufficiently long then even today the total energy density will be so close to unity that we will notice no curvature.

A second way to see this is that, following a similar analysis to that leading to (173) leads to the conclusion that $\Omega = 1$ is an *attractor* rather than a repeller, when the universe is dominated by energy with $w < -1/3$. Therefore, Ω is forced to be very close to one by inflation; if the inflationary period lasts sufficiently long, the density parameter will not have had time since to stray appreciably away from unity.

5.8 Vacuum Fluctuations and Perturbations

Recall that the structures - clusters and superclusters of galaxies - we see on the largest scales in the universe today, and hence the observed fluctuations in the CMB, form from the gravitational instability of initial perturbations in the matter density. The origin of these initial fluctuations is an important question of modern cosmology.

Inflation provides us with a fascinating solution to this problem - in a nutshell, quantum fluctuations in the inflaton field during the inflationary epoch are stretched by inflation and ultimately become classical fluctuations. Let's sketch how this works.

Since inflation dilutes away all matter fields, soon after its onset the universe is in a pure vacuum state. If we simplify to the case of exponential inflation, this vacuum state is described by the Gibbons-Hawking temperature

$$T_{\text{GH}} = \frac{H}{2\pi} \simeq \frac{\sqrt{V}}{M_p}, \quad (216)$$

where we have used the Friedmann equation. Because of this temperature, the inflaton experiences fluctuations that are the same for each wavelength $\delta\phi_k = T_{\text{GH}}$. Now, these fluctuations can be related to those in the density by

$$\delta\rho = \frac{dV}{d\phi}\delta\phi. \quad (217)$$

Inflation therefore produces density perturbations on every scale. The amplitude of the perturbations is nearly equal at each wavenumber, but there will be slight deviations due to the gradual change in V as the inflaton rolls. We can characterize the fluctuations in terms of their spectrum $A_S(k)$, related to the potential via

$$A_S^2(k) \sim \frac{V^3}{M_p^6(V')^2} \Big|_{k=aH}, \quad (218)$$

where $k = aH$ indicates that the quantity $V^3/(V')^2$ is to be evaluated at the moment when the physical scale of the perturbation $\lambda = a/k$ is equal to the Hubble radius H^{-1} . Note that the actual normalization of (218) is convention-dependent, and should drop out of any physical answer.

The spectrum is given the subscript ‘‘S’’ because it describes scalar fluctuations in the metric. These are tied to the energy-momentum distribution, and the density fluctuations produced by inflation are adiabatic — fluctuations in the density of all species are correlated. The fluctuations are also Gaussian, in the sense that the phases of the Fourier modes describing fluctuations at different scales are uncorrelated. These aspects of inflationary perturbations — a nearly scale-free spectrum of adiabatic density fluctuations with a Gaussian distribution — are all consistent with current observations of the CMB and large-scale structure, and have been confirmed to new precision by WMAP and other CMB measurements.

It is not only the nearly-massless inflaton that is excited during inflation, but any nearly-massless particle. The other important example is the graviton, which corresponds to tensor perturbations in the metric (propagating excitations of the gravitational field). Tensor fluctuations have a spectrum

$$A_T^2(k) \sim \frac{V}{M_p^4} \Big|_{k=aH}. \quad (219)$$

The existence of tensor perturbations is a crucial prediction of inflation which may in principle be verifiable through observations of the polarization of the CMB. Although CMB polarization has already been detected [166], this is only the E -mode polarization induced by density perturbations; the B -mode polarization induced by gravitational waves is expected to be at a much lower level, and represents a significant observational challenge for the years to come.

For purposes of understanding observations, it is useful to parameterize the perturbation spectra in terms of observable quantities. We therefore write

$$A_S^2(k) \propto k^{n_S-1} \quad (220)$$

and

$$A_T^2(k) \propto k^{n_T}, \quad (221)$$

where n_S and n_T are the ‘‘spectral indices’’. They are related to the slow-roll parameters of the potential by

$$n_S = 1 - 6\epsilon + 2\eta \quad (222)$$

and

$$n_T = -2\epsilon . \tag{223}$$

Since the spectral indices are in principle observable, we can hope through relations such as these to glean some information about the inflaton potential itself.

Our current knowledge of the amplitude of the perturbations already gives us important information about the energy scale of inflation. Note that the tensor perturbations depend on V alone (not its derivatives), so observations of tensor modes yields direct knowledge of the energy scale. If large-scale CMB anisotropies have an appreciable tensor component (possible, although unlikely), we can instantly derive $V_{\text{inflation}} \sim (10^{16} \text{ GeV})^4$. (Here, the value of V being constrained is that which was responsible for creating the observed fluctuations; namely, 60 e -folds before the end of inflation.) This is remarkably reminiscent of the grand unification scale, which is very encouraging. Even in the more likely case that the perturbations observed in the CMB are scalar in nature, we can still write

$$V_{\text{inflation}}^{1/4} \sim \epsilon^{1/4} 10^{16} \text{ GeV} , \tag{224}$$

where ϵ is the slow-roll parameter defined in (196). Although we expect ϵ to be small, the $1/4$ in the exponent means that the dependence on ϵ is quite weak; unless this parameter is extraordinarily tiny, it is very likely that $V_{\text{inflation}}^{1/4} \sim 10^{15}$ - 10^{16} GeV.

We should note that this discussion has been phrased in terms of the simplest models of inflation, featuring a single canonical, slowly-rolling scalar field. A number of more complex models have been suggested, allowing for departures from the relations between the slow-roll parameters and observable quantities; some of these include hybrid inflation [167, 168, 169], inflation with novel kinetic terms [170], the curvaton model [171, 172, 173], low-scale models [174, 175], brane inflation [176, 177, 178, 179, 180, 181, 182] and models where perturbations arise from modulated coupling constants [183, 184, 185, 186, 187]. This list is necessarily incomplete, and continued exploration of the varieties of inflationary cosmology will be a major theme of theoretical cosmology into the foreseeable future.

5.9 Reheating and Preheating

Clearly, one of the great strengths of inflation is its ability to redshift away all unwanted relics, such as topological defects. However, inflation is not discerning, and in doing so any trace of radiation or dust-like matter is similarly redshifted away to nothing. Thus, at the end of inflation the universe contains nothing but the inflationary scalar field condensate. How then does that matter of which we are made arise? How does the hot big bang phase of the universe commence? How is the universe *reheated*?

For a decade or so reheating was thought to be a relatively well-understood phenomenon. However, over the last 5-10 years, it has been realized that the story may be quite complicated. We will not have time to go into details here. Rather, we will sketch the standard picture and mention briefly the new developments.

Inflation ends when the slow-roll conditions are violated and, in most models, the field begins to fall towards the minimum of its potential. Initially, all energy density is in the

inflaton, but this is now damped by two possible terms. First, the expansion of the universe naturally damps the energy density. More importantly, the inflaton may decay into other particles, such as radiation or massive particles, both fermionic and bosonic [188, 189]. To take account of this one introduces a phenomenological decay term Γ_ϕ into the scalar field equation. If we focus on fermions only, then a rough expression for how the energy density evolves is

$$\dot{\rho}_\phi + (3H + \Gamma_\phi)\rho_\phi = 0 . \quad (225)$$

The inflaton undergoes damped oscillations and decays into radiation which equilibrates rapidly at a temperature known as the *reheat temperature* T_{RH} .

In the case of bosons however, this ignores the fact that the inflaton oscillations may give rise to parametric resonance. This is signified by an extremely rapid decay, yielding a distribution of products that is far from equilibrium, and only much later settles down to an equilibrium distribution at energy T_{RH} . Such a rapid decay due to parametric resonance is known as *preheating* [190, 191].

One interesting outcome of preheating is that one can produce particles with energy far above the ultimate reheat temperature. Thus, one must beware of producing objects, such as topological relics, that inflation had rid us of. However, preheating can provide some useful effects, such as interesting new ways to generate dark matter candidates and topological relics and to generate the baryon asymmetry [192, 193, 194, 195, 196, 197].

5.10 The Beginnings of Inflation

If inflation begins, we have seen that it achieves remarkable results. It can be shown quite generally that the start of inflation in a previously non-inflating region requires pre-existing homogeneity over a horizon volume [198]. It seems unlikely that classical, causal physics could cause this and we may interpret this as an indication that quantum physics may play a role in the process of inflation.

Although it can be shown [199, 200, 201, 202, 203] that inflation cannot be past eternal, one consequence of quantum mechanics is that inflation may be future eternal [204, 205, 206, 207, 208]. To see this, consider inflation driven by a scalar field rolling down a simple potential as in figure (5.10).

Imagine that, in a given space-like patch, inflation is occurring with the scalar field at a potential energy V_1 . Although the classical motion of the scalar field is towards the minimum of the potential, there is a nonzero probability that quantum fluctuations will cause the inflaton to jump up to a higher value of the potential $V_2 > V_1$ over a sufficiently large part of the inflating patch. In the new region, the Friedmann equation tells us that the local Hubble parameter is now larger than in the inflating background

$$H_2 = \sqrt{\frac{V_2}{3M_p^2}} > \sqrt{\frac{V_1}{3M_p^2}} = H_1 , \quad (226)$$

and requiring the region to be sufficiently large means that its linear size is at least H_2^{-1} , which may be considerably smaller than the size of the background inflationary horizon.

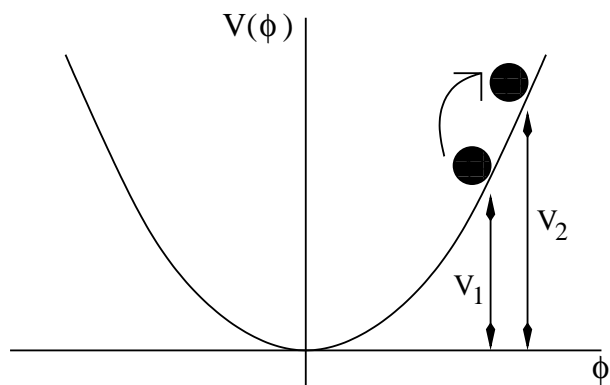


Figure 5.11:

Thus, inflation occurs in our new region with a larger Hubble parameter and, because of the exponential nature of inflation, the new patch very quickly contains a much larger volume of space than the old one.

There are, of course, parts of space in which the classical motion of the inflaton to its minimum completes, and those regions drop out of the inflationary expansion and are free to become regions such of our own. However, it is interesting to note that, as long as the probability for inflation to begin at all is not precisely zero, any region like ours observed at a later time comes from a previously inflating region with probability essentially unity. Nevertheless, in this picture, most regions of the universe inflate forever and therefore this process is known as *eternal inflation*.

If correct, eternal inflation provides us with an entirely new global view of the universe and erases many of our worries about the initial condition problems of inflation. However, some caution is in order when considering this model. Eternal inflation relies on the quantum backreaction of geometry to matter fluctuations over an extended spatial region. This is something we do not know how to treat fully at the present time. Perhaps string theory can help us with this.

Acknowledgements

We would each like to thank the TASI organizers (Howard Haber, K.T. Mahantappa, Juan Maldacena, and Ann Nelson) for inviting us to lecture and for creating such a vigorous and stimulating environment for students and lecturers alike. We would also like to thank the Kavli Institute for Theoretical Physics for hospitality while these proceedings were being completed.

The work of SMC is supported in part by U.S. Dept. of Energy contract DE-FG02-90ER-40560, National Science Foundation Grant PHY01-14422 (CfCP) and the David and Lucile Packard Foundation. The work of MT is supported in part by the National Science Foundation (NSF) under grant PHY-0094122. Mark Trodden is a Cottrell Scholar of Research

Corporation.

References

- [1] E.W. Kolb and M.S. Turner, *The Early Universe* (Perseus, 1994).
- [2] A. Linde, *Particle Physics and Inflationary Cosmology* (Taylor and Francis, 1990).
- [3] P.J.E. Peebles, *Principles of Physical Cosmology* (Princeton, 1993).
- [4] J.A. Peacock, *Cosmological Physics* (Cambridge, 1998).
- [5] B.S. Ryden, *An Introduction to Cosmology* (Addison-Wesley, 2002).
- [6] S. Dodelson, *Modern Cosmology* (Academic Press, 2003).
- [7] A.R. Liddle and D. Lyth, *Cosmological Inflation and Large-Scale Structure* (Cambridge, 2000).
- [8] S. M. Carroll, Living Rev. Rel. **4**, 1 (2001) [arXiv:astro-ph/0004075].
- [9] M. Trodden, Rev. Mod. Phys. **71**, 1463 (1999) [arXiv:hep-ph/9803479].
- [10] A. Riotto and M. Trodden, Ann. Rev. Nucl. Part. Sci. **49**, 35 (1999) [arXiv:hep-ph/9901362].
- [11] S. M. Carroll, “TASI lectures: Cosmology for string theorists,” arXiv:hep-th/0011110.
- [12] A. Albrecht, J. A. Frieman and M. Trodden, in *Proc. of the APS/DPF/DPB Summer Study on the Future of Particle Physics (Snowmass 2001)* ed. N. Graf, eConf **C010630**, P409 (2001) [arXiv:hep-ph/0111080].
- [13] D. S. Akerib, S. M. Carroll, M. Kamionkowski and S. Ritz, in *Proc. of the APS/DPF/DPB Summer Study on the Future of Particle Physics (Snowmass 2001)* ed. N. Graf, eConf **C010630**, P4001 (2001) [arXiv:hep-ph/0201178].
- [14] S.M. Carroll, *Spacetime and Geometry: An Introduction to General Relativity* (Addison-Wesley, 2003).
- [15] S.M. Carroll, “Why is the Universe Accelerating?”, arXiv:astro-ph/0310342.
- [16] J.M. Stewart, *Cosmology*, Part III Mathematics lecture course, Cambridge University, (1991).
- [17] *Ned Wright’s Cosmology Tutorial*, [http : //www.astro.ucla.edu/ wright/cosmo01.htm](http://www.astro.ucla.edu/wright/cosmo01.htm)
- [18] E. Hubble, Proc. Natl. Acad. Sci., **15**, 168-173 (1929).

- [19] A. G. Riess, W. H. Press and R. P. Kirshner, *Astrophys. J.* **473**, 88 (1996) [arXiv:astro-ph/9604143].
- [20] O. Aharony, S. S. Gubser, J. M. Maldacena, H. Ooguri and Y. Oz, *Phys. Rept.* **323**, 183 (2000) [arXiv:hep-th/9905111].
- [21] J.R. Mould *et al.*, *Astrophys. Journ.* **529**, 698 (2000) [astro-ph/9909269].
- [22] W.L. Freedman, “Determination of Cosmological Parameters”, astro-ph/9905222.
- [23] R.G. Carlberg *et al.*, *Astrophys. Journ.* **462**, 32 (1996).
- [24] A. Dekel, D. Burstein and S. D. White, “Measuring Omega,” astro-ph/9611108.
- [25] N. A. Bahcall and X. Fan, *Publ. Nat. Acad. Sci.* **95**, 5956 (1998) [astro-ph/9804082].
- [26] N. A. Bahcall, L. M. Lubin and V. Dorman, *Astrophys. Journ.* **447**, L81 (1995) [astro-ph/9506041].
- [27] I. Smail, R.S. Ellis, M.J. Fitchett and A.C. Edge, *Mon. Not. Roy. Astron. Soc.* **273**, 277 (1995) [astro-ph/9402049].
- [28] A.D. Lewis, E. Ellingson, S.L. Morris, and R.G. Carlberg, “X-ray Mass Estimates at $z \sim 0.3$ for the CNOC Cluster Sample,” [astro-ph/9901062].
- [29] S.D.M. White, J.F. Navarro, A.E. Evrard and C.S. Frenk, *Nature* **366**, 429 (1993).
- [30] M. Fukugita, C.J. Hogan and P.J. Peebles, *Astrophys. Journ.* **503**, 518 (1998) [astro-ph/9712020].
- [31] J. Mohr, B. Mathiesen and G. Evrard, *Astrophys. Journ.* **517**, 627 (1999) [astro-ph/9901281].
- [32] J. E. Carlstrom *et al.*, “Imaging the Sunyaev-Zel’dovich Effect,” astro-ph/9905255.
- [33] N. A. Bahcall and X. Fan, *Astrophys. Journ.* **504**, 1 (1998) [astro-ph/9803277].
- [34] N. A. Bahcall, X. Fan, and R. Cen, *Astrophys. Journ.* **485**, L53 (1998) [astro-ph/9706018].
- [35] R.G. Carlberg, S.L. Morris, H.K.C. Lee, and E. Ellingson, *Astrophys. Journ.* **479**, L19 (1997).
- [36] S.C.Vauclair *et al.*, astro-ph/0311381.
- [37] A. Dekel, “Cosmological Implications of Large-Scale Flows,” astro-ph/9705033.
- [38] L. Verde *et al.*, *Mon. Not. Roy. Astron. Soc.* **335**, 432 (2002) [arXiv:astro-ph/0112161].

- [39] J.A. Peacock and S.J. Dodds, *Mon. Not. Roy. Astron. Soc.* **267**, 1020 (1994) [astro-ph/9311057].
- [40] D.J. Eisenstein and W. Hu, *Astrophys. Journ.* **511**, 5 (1999) [astro-ph/9710252].
- [41] A.R. Liddle and D.H. Lyth, *Phys. Rept.* **231**, 1 (1993) [astro-ph/9303019].
- [42] A. R. Liddle, D. H. Lyth, P. T. Viana and M. White, *Mon. Not. Roy. Astron. Soc.* **282**, 281 (1996) [astro-ph/9512102].
- [43] S. Dodelson, E.I. Gates and M.S. Turner, *Science* **274**, 69 (1996) [astro-ph/9603081].
- [44] J.R. Primack, “Dark matter and structure formation,” astro-ph/9707285.
- [45] D.N. Schramm and M.S. Turner, *Rev. Mod. Phys.* **70**, 303 (1998) [astro-ph/9706069].
- [46] S. Burles *et al.*, *Phys. Rev. Lett.* **82**, 4176 (1999) [astro-ph/9901157].
- [47] S. Burles, K. M. Nollett and M. S. Turner, arXiv:astro-ph/9903300.
- [48] S. Weinberg, *Rev. Mod. Phys.* **61**, 1 (1989).
- [49] V. Sahni and A. A. Starobinsky, *Int. J. Mod. Phys. D* **9**, 373 (2000) [arXiv:astro-ph/9904398].
- [50] P. J. E. Peebles and B. Ratra, *Rev. Mod. Phys.* **75**, 559 (2003) [arXiv:astro-ph/0207347].
- [51] T. Padmanabhan, *Phys. Rept.* **380**, 235 (2003) [arXiv:hep-th/0212290].
- [52] D. Branch and G.A. Tammann, *Ann. Rev. Astron. Astrophys.* **30**, 359 (1992).
- [53] G.A. Tammann, in *Astrophysical Uses of the Space Telescope*, ed. F.D. Machetto, F. Pacini, M. Tarenghi, p. 329 (Geneva: ESO, 1979).
- [54] A. Goobar and S. Perlmutter, *Astrophys. Journ.* **450**, 14 (1995). [astro-ph/9505022].
- [55] S.E. Woosley and T.A. Weaver, *Astrophys. Journ.* **423**, 371 (1994).
- [56] I. Hachisu, M. Kato and K. Nomoto, *Astrophys. Journ.* **522**, 487 (1999) [astro-ph/9902304].
- [57] P. Höflich, J.C. Wheeler and F.K. Thielemann, *Astrophys.J.* **495**, 617 (1998) [astro-ph/9709233].
- [58] M.M. Phillips, *Astrophys. J. Lett.* **413**, L105 (1993).
- [59] A.G. Riess, W.H. Press and R.P. Kirshner, *Astrophys. Journ.* **473**, 88 (1996) [astro-ph/9604143].

- [60] M. Hamuy *et al.*, *Astron. Journ.* **112**, 2438 (1996) [astro-ph/9609059].
- [61] H.U. Norgaard-Nielsen, L. Hansen, H.E. Jorgensen, A. Aragon Salamanca, and R.S. Ellis, *Nature*, **339**, 523 (1989).
- [62] P. M. Garnavich *et al.* [Hi-Z Supernova Team Collaboration], *Astrophys. J.* **493**, L53 (1998) [astro-ph/9710123].
- [63] B. P. Schmidt *et al.* [Hi-Z Supernova Team Collaboration], *Astrophys. Journ.* **507**, 46 (1998) [astro-ph/9805200].
- [64] A.G. Riess *et al.* [Hi-Z Supernova Team Collaboration], *Astron. Journ.* **116**, 1009 (1998) [astro-ph/9805201].
- [65] P.M. Garnavich *et al.* [Hi-Z Supernova Team Collaboration], *Astrophys. Journ.* **509**, 74 (1998) [astro-ph/9806396].
- [66] J. L. Tonry *et al.*, *Astrophys. J.* **594**, 1 (2003) [arXiv:astro-ph/0305008].
- [67] S. Perlmutter *et al.* [Supernova Cosmology Project Collaboration], *Astrophys. Journ.* **483**, 565 (1997) [astro-ph/9608192].
- [68] S. Perlmutter *et al.* [Supernova Cosmology Project Collaboration], *Nature* **391**, 51 (1998) [astro-ph/9712212].
- [69] S. Perlmutter *et al.* [Supernova Cosmology Project Collaboration], *Astrophys. Journ.* **517**, 565 (1999) [astro-ph/9812133].
- [70] R. A. Knop *et al.*, arXiv:astro-ph/0309368.
- [71] <http://snap.lbl.gov/>.
- [72] G. Hinshaw *et al.*, *Astrophys. J. Suppl.* **148**, 135 (2003) [arXiv:astro-ph/0302217].
- [73] D. N. Spergel *et al.*, *Astrophys. J. Suppl.* **148**, 175 (2003) [arXiv:astro-ph/0302209].
- [74] L. Verde, arXiv:astro-ph/0306272.
- [75] T. Banks, *Gen. Rel. Grav.* **35**, 2075 (2003) [arXiv:hep-th/0305206].
- [76] A. Linde, *Phys. Lett. B* **175**, 385 (1986).
- [77] S. Weinberg, *Phys. Rev. Lett.* **59**, 2607 (1987).
- [78] A. Vilenkin, *Phys. Rev. Lett.* **74**, 846 (1995) [arXiv:gr-qc/9406010].
- [79] G. Efstathiou, *Mon. Not. Roy. Astron. Soc.* **274**, L73 (1995).

- [80] H. Martel, P. R. Shapiro and S. Weinberg, *Astrophys. J.* **492**, 29 (1998) [arXiv:astro-ph/9701099].
- [81] J. Garriga and A. Vilenkin, *Phys. Rev. D* **61**, 083502 (2000) [arXiv:astro-ph/9908115].
- [82] J. Garriga and A. Vilenkin, *Phys. Rev. D* **67**, 043503 (2003) [arXiv:astro-ph/0210358].
- [83] K. Dasgupta, G. Rajesh and S. Sethi, *JHEP* **9908**, 023 (1999) [arXiv:hep-th/9908088].
- [84] R. Bousso and J. Polchinski, *JHEP* **0006**, 006 (2000) [arXiv:hep-th/0004134].
- [85] J. L. Feng, J. March-Russell, S. Sethi and F. Wilczek, *Nucl. Phys. B* **602**, 307 (2001) [arXiv:hep-th/0005276].
- [86] S. B. Giddings, S. Kachru and J. Polchinski, *Phys. Rev. D* **66**, 106006 (2002) [arXiv:hep-th/0105097].
- [87] S. Kachru, R. Kallosh, A. Linde and S. P. Trivedi, *Phys. Rev. D* **68**, 046005 (2003) [arXiv:hep-th/0301240].
- [88] L. Susskind, arXiv:hep-th/0302219.
- [89] T. Banks, M. Dine and E. Gorbatov, arXiv:hep-th/0309170.
- [90] A. Vilenkin, *Phys. Rev. D* **27**, 2848 (1983).
- [91] A. D. Linde, *Phys. Lett. B* **175**, 395 (1986).
- [92] C. Wetterich, *Nucl. Phys. B* **302**, 668 (1988).
- [93] P. J. E. Peebles and B. Ratra, *Astrophys. J.* **325**, L17 (1988).
- [94] B. Ratra and P. J. E. Peebles, *Phys. Rev. D* **37**, 3406 (1988).
- [95] J. A. Frieman, C. T. Hill and R. Watkins, *Phys. Rev. D* **46**, 1226 (1992).
- [96] R. R. Caldwell, R. Dave and P. J. Steinhardt, *Phys. Rev. Lett.* **80**, 1582 (1998) [arXiv:astro-ph/9708069].
- [97] G. Huey, L. M. Wang, R. Dave, R. R. Caldwell and P. J. Steinhardt, *Phys. Rev. D* **59**, 063005 (1999) [arXiv:astro-ph/9804285].
- [98] S. M. Carroll, *Phys. Rev. Lett.* **81**, 3067 (1998) [arXiv:astro-ph/9806099].
- [99] G. R. Dvali and M. Zaldarriaga, *Phys. Rev. Lett.* **88**, 091303 (2002) [arXiv:hep-ph/0108217].
- [100] I. Zlatev, L. M. Wang and P. J. Steinhardt, *Phys. Rev. Lett.* **82**, 896 (1999) [arXiv:astro-ph/9807002].

- [101] C. Armendariz-Picon, V. Mukhanov and P. J. Steinhardt, Phys. Rev. Lett. **85**, 4438 (2000) [arXiv:astro-ph/0004134].
- [102] M. Malquarti, E. J. Copeland and A. R. Liddle, Phys. Rev. D **68**, 023512 (2003) [arXiv:astro-ph/0304277].
- [103] S. Dodelson, M. Kaplinghat and E. Stewart, Phys. Rev. Lett. **85**, 5276 (2000) [arXiv:astro-ph/0002360].
- [104] A. Melchiorri, L. Mersini, C. J. Odman and M. Trodden, Phys. Rev. D **68**, 043509 (2003) [arXiv:astro-ph/0211522].
- [105] R. R. Caldwell, Phys. Lett. B **545**, 23 (2002) [arXiv:astro-ph/9908168].
- [106] S. M. Carroll, M. Hoffman and M. Trodden, Phys. Rev. D **68**, 023509 (2003) [arXiv:astro-ph/0301273].
- [107] J. M. Cline, S. y. Jeon and G. D. Moore, arXiv:hep-ph/0311312.
- [108] C. Deffayet, G. R. Dvali and G. Gabadadze, Phys. Rev. D **65**, 044023 (2002) [arXiv:astro-ph/0105068].
- [109] K. Freese and M. Lewis, Phys. Lett. B **540**, 1 (2002) [arXiv:astro-ph/0201229].
- [110] N. Arkani-Hamed, S. Dimopoulos, G. Dvali and G. Gabadadze, arXiv:hep-th/0209227.
- [111] G. Dvali and M. S. Turner, arXiv:astro-ph/0301510.
- [112] S. M. Carroll, V. Duvvuri, M. Trodden and M. S. Turner, arXiv:astro-ph/0306438.
- [113] N. Arkani-Hamed, H. C. Cheng, M. A. Luty and S. Mukohyama, arXiv:hep-th/0312099.
- [114] T. Chiba, arXiv:astro-ph/0307338.
- [115] E.W. Kolb, "Particle physics in the early universe," hep-ph/9810362.
- [116] J. Ellis, "Particle candidates for dark matter," astro-ph/9812211.
- [117] A. Vilenkin and E.P.S. Shellard, *Cosmic Strings and Other Topological Defects* (Cambridge: Cambridge Univ. Press, 1994).
- [118] M. Landriau and E. P. S. Shellard, arXiv:astro-ph/0302166.
- [119] L. Pogosian, S. H. H. Tye, I. Wasserman and M. Wyman, Phys. Rev. D **68**, 023506 (2003) [arXiv:hep-th/0304188].
- [120] G. Vincent, N. D. Antunes and M. Hindmarsh, Phys. Rev. Lett. **80**, 2277 (1998) [arXiv:hep-ph/9708427].

- [121] J. N. Moore, E. P. S. Shellard and C. J. A. Martins, Phys. Rev. D **65**, 023503 (2002) [arXiv:hep-ph/0107171].
- [122] R. R. Caldwell, R. A. Battye and E. P. S. Shellard, Phys. Rev. D **54**, 7146 (1996) [arXiv:astro-ph/9607130].
- [123] T. Damour and A. Vilenkin, Phys. Rev. D **64**, 064008 (2001) [arXiv:gr-qc/0104026].
- [124] N. Turok and D. Spergel, Phys. Rev. Lett. **64**, 2736 (1990).
- [125] D. N. Spergel, N. Turok, W. H. Press and B. S. Ryden, Phys. Rev. D **43**, 1038 (1991).
- [126] P.A.M. Dirac, Proc. Roy. Soc **A126**, 360 (1930).
- [127] P.A.M. Dirac, Proc. Roy. Soc **133**, 60 (1931).
- [128] S.P. Ahlen, Phys. Rev. Lett. **61**, 145 (1988).
- [129] G. Steigman, Ann. Rev. Astron. Astrophys. **14**, 336 (1976).
- [130] See, for instance, E.W. Kolb and M.S. Turner, *The Early Universe*, Addison-Wesley (1990).
- [131] A.D. Sakharov, Zh. Eksp. Teor. Fiz. Pis'ma **5**, 32 (1967); JETP Lett. **91B**, 24 (1967).
- [132] A. Dolgov, Physics Reports, **222**, 309 (1992).
- [133] A. Riotto, Lectures given at the *ICTP Summer School in High-Energy Physics and Cosmology*, Miramare, Trieste, Italy, 29 Jun - 17 Jul 1998, hep-ph/9807454, (1998).
- [134] V.A. Rubakov and M. E. Shaposhnikov, Phys. Usp. **39**, 461 (1996).
- [135] N. Turok, "Electroweak Baryogenesis", in *Perspectives on Higgs Physics*, edited by G.L. Kane, p. 300 (1992).
- [136] A.G. Cohen, D.B. Kaplan and A.E. Nelson, Ann. Rev. Nucl. Part. Sci. **43**, 27 (1993).
- [137] For a review, see P. Langacker, Phys. Rept. **72**, 185 (1981).
- [138] U. Amaldi, W. de Boer and H. Furstenau, Phys. Lett. **B260**, 447 (1991).
- [139] J. Ellis, S. Kelley and D.V. Nanopoulos, Phys. Lett. **B249**, 441 (1990); **B260**, 131 (1991).
- [140] P. Langacker and M.-X. Luo, Phys. Rev. **D44**, 817 (1991).
- [141] G. 't Hooft, Phys. Rev. Lett. **37**, 37 (1976); Phys. Rev. **D14**, 3432 (1976).
- [142] S. Dimopoulos and L. Susskind, Phys. Rev. **D18**, 4500 (1978).

- [143] N.S. Manton, Phys. Rev. **D28**, 2019 (1983).
- [144] R.F. Klinkhamer and N.S. Manton, Phys. Rev. **D30**, 2212 (1984).
- [145] V.A. Kuzmin, V.A. Rubakov and M.E. Shaposhnikov, Phys. Lett. **B155**, 36 (1985).
- [146] S. Adler, Phys. Rev. **177**, 2426 (1969).
- [147] J.S. Bell and R. Jackiw, 1969, Nuovo Cimento **51**, 47 (1969).
- [148] S. Yu Khlebnikov and M. Shaposhnikov, Nucl. Phys. **B308**, 885 (1988).
- [149] For a comprehensive review, see E.W. Kolb and M.S. Turner, Ann. Rev. Nucl. Part. Sci. **33**, 645 (1983).
- [150] R. H. Brandenberger, A.-C. Davis, and M. Trodden, *Phys. Lett.* **B335**, 123 (1994).
- [151] R. H. Brandenberger, A.-C. Davis, T. Prokopec and M. Trodden, *Phys. Rev.* **D53**, 4257 (1996).
- [152] R.H. Brandenberger and A.-C. Davis, Phys. Lett. **B308**, 79 (1993).
- [153] R.H. Brandenberger, A.-C. Davis and M. Hindmarsh, Phys. Lett. **B263**, 239 (1991).
- [154] J. Cline , J. Espinosa , G.D. Moore and A. Riotto, hep-ph/9810261.
- [155] R.N. Mohapatra and G. Senjanovic, Phys. Rev. **D12**, 1502 (1975).
- [156] M. Fukugita and T. Yanagida, Phys. Lett. **174**, 45 (1986).
- [157] M. Gell-Mann, P. Ramond and R. Slanski, in *Supergravity*, ed. P. Van Nieuwenhuizen and D.Z. Freedman, North Holland (1979).
- [158] P. Langacker, R.D. Peccei and T. Yanagida, Mod. Phys. Lett. **A1**, 541 (1986).
- [159] M. A. Luty, Phys. Rev. **D45**, 455 (1992).
- [160] I. Affleck and M. Dine, Nucl. Phys. **B249**, 361 (1985).
- [161] M. Dine, L. Randall and S. Thomas, Phys. Rev. Lett. **75**, 398 (1995).
- [162] M. Dine, L. Randall and S. Thomas, Nucl. Phys. **B458**, 291 (1996).
- [163] A. H. Guth, Phys. Rev. D **23**, 347 (1981).
- [164] A. D. Linde, Phys. Lett. B **108**, 389 (1982).
- [165] A. Albrecht and P. J. Steinhardt, Phys. Rev. Lett. **48**, 1220 (1982).

- [166] J. Kovac, E. M. Leitch, P. C., J. E. Carlstrom, H. N. W. and W. L. Holzapfel, *Nature* **420**, 772 (2002) [arXiv:astro-ph/0209478].
- [167] A. D. Linde, *Phys. Lett. B* **259**, 38 (1991).
- [168] A. D. Linde, *Phys. Rev. D* **49**, 748 (1994) [arXiv:astro-ph/9307002].
- [169] E. J. Copeland, A. R. Liddle, D. H. Lyth, E. D. Stewart and D. Wands, *Phys. Rev. D* **49**, 6410 (1994) [arXiv:astro-ph/9401011].
- [170] C. Armendariz-Picon, T. Damour and V. Mukhanov, *Phys. Lett. B* **458**, 209 (1999) [arXiv:hep-th/9904075].
- [171] K. Enqvist and M. S. Sloth, *Nucl. Phys. B* **626**, 395 (2002) [arXiv:hep-ph/0109214].
- [172] D. H. Lyth and D. Wands, *Phys. Lett. B* **524**, 5 (2002) [arXiv:hep-ph/0110002].
- [173] T. Moroi and T. Takahashi, *Phys. Lett. B* **522**, 215 (2001) [Erratum-ibid. B **539**, 303 (2002)] [arXiv:hep-ph/0110096].
- [174] L. Randall and S. Thomas, *Nucl. Phys. B* **449**, 229 (1995) [arXiv:hep-ph/9407248].
- [175] G. Dvali and S. Kachru, arXiv:hep-th/0309095.
- [176] G. R. Dvali and S. H. H. Tye, *Phys. Lett. B* **450**, 72 (1999) [arXiv:hep-ph/9812483].
- [177] S. H. S. Alexander, *Phys. Rev. D* **65**, 023507 (2002) [arXiv:hep-th/0105032].
- [178] G. R. Dvali, Q. Shafi and S. Solganik, arXiv:hep-th/0105203.
- [179] C. P. Burgess, M. Majumdar, D. Nolte, F. Quevedo, G. Rajesh and R. J. Zhang, *JHEP* **0107**, 047 (2001) [arXiv:hep-th/0105204].
- [180] G. Shiu and S. H. H. Tye, *Phys. Lett. B* **516**, 421 (2001) [arXiv:hep-th/0106274].
- [181] D. Choudhury, D. Ghoshal, D. P. Jatkar and S. Panda, *JCAP* **0307**, 009 (2003) [arXiv:hep-th/0305104].
- [182] S. Kachru, R. Kallosh, A. Linde, J. Maldacena, L. McAllister and S. P. Trivedi, *JCAP* **0310**, 013 (2003) [arXiv:hep-th/0308055].
- [183] B. A. Bassett and F. Viniegra, *Phys. Rev. D* **62**, 043507 (2000) [arXiv:hep-ph/9909353].
- [184] F. Finelli and R. H. Brandenberger, *Phys. Rev. D* **62**, 083502 (2000) [arXiv:hep-ph/0003172].
- [185] G. Dvali, A. Gruzinov and M. Zaldarriaga, arXiv:astro-ph/0303591.
- [186] L. Kofman, arXiv:astro-ph/0303614.

- [187] F. Vernizzi, arXiv:astro-ph/0311167.
- [188] A. D. Dolgov and A. D. Linde, Phys. Lett. B **116**, 329 (1982).
- [189] L. F. Abbott, E. Farhi and M. B. Wise, Phys. Lett. B **117**, 29 (1982).
- [190] J. H. Traschen and R. H. Brandenberger, Phys. Rev. D **42**, 2491 (1990).
- [191] L. Kofman, A. D. Linde and A. A. Starobinsky, Phys. Rev. Lett. **73**, 3195 (1994) [arXiv:hep-th/9405187].
- [192] L. Kofman, A. D. Linde and A. A. Starobinsky, Phys. Rev. Lett. **76**, 1011 (1996) [arXiv:hep-th/9510119].
- [193] I. I. Tkachev, Phys. Lett. B **376**, 35 (1996) [arXiv:hep-th/9510146].
- [194] E. W. Kolb, A. D. Linde and A. Riotto, Phys. Rev. Lett. **77**, 4290 (1996) [arXiv:hep-ph/9606260].
- [195] S. Kasuya and M. Kawasaki, Phys. Rev. D **56**, 7597 (1997) [arXiv:hep-ph/9703354].
- [196] L. M. Krauss and M. Trodden, Phys. Rev. Lett. **83**, 1502 (1999) [arXiv:hep-ph/9902420].
- [197] J. Garcia-Bellido, D. Y. Grigoriev, A. Kusenko and M. E. Shaposhnikov, Phys. Rev. D **60**, 123504 (1999) [arXiv:hep-ph/9902449].
- [198] T. Vachaspati and M. Trodden, Phys. Rev. D **61**, 023502 (2000) [arXiv:gr-qc/9811037].
- [199] A. Borde, A. H. Guth and A. Vilenkin, Phys. Rev. Lett. **90**, 151301 (2003) [arXiv:gr-qc/0110012].
- [200] A. Linde, in The Very Early Universe, edited by G. Gibbons and S. Hawking (Cambridge University Press, Cambridge, UK, 1983), p. 205.
- [201] P. Steinhardt, *ibid.*, p. 251.
- [202] A. Borde and A. Vilenkin, Phys. Rev. Lett. **72**, 3305 (1994); in Relativistic Cosmology: The Proceedings of the Eighth Yukawa Symposium, edited by M. Sasaki (Universal Academy Press, Tokyo, 1994), p 111; Int. J. Mod. Phys. D5, 813 (1996).
- [203] A. Borde, Phys. Rev. D50, 3392 (1994).
- [204] A. Vilenkin, "The Birth Of Inflationary Universes," Phys. Rev. **D27**, 2848 (1983).
- [205] A.D. Linde, "Eternally Existing Selfreproducing Chaotic Inflationary Universe," Phys. Lett. **B175**, 395 (1986).

- [206] A. Linde, “Quantum cosmology and the structure of inflationary universe,” gr-qc/9508019.
- [207] A. Vilenkin, “Making predictions in eternally inflating universe,” Phys. Rev. **D52**, 3365 (1995) gr-qc/9505031.
- [208] A. Linde, D. Linde and A. Mezhlumian, “From the Big Bang theory to the theory of a stationary universe,” Phys. Rev. **D49**, 1783 (1994) gr-qc/9306035.